

CELYAD ONCOLOGY SA

ISIN: **BE0974260896** WKN: -

Overview

2024/06/28 08:10:04

Price
0.258 EUR

Difference  2.79% (0.01)

General attributes

ISIN	BE0974260896
Symbol	CYAD
Exchange	Duesseldorf
Currency	EUR
Sector	Chemical / Pharmaceutical / Health
Security type	Stock
Market cap (m)	12 EUR
Benchmark	BEL 20 INDEX

Market data

Bid (Bid size)	-
Ask (Ask size)	-
Open	0.258 EUR
High	0.258 EUR
Low	0.258 EUR
Close (prev. day)	0.251 EUR
VWAP	-
Volume (pcs)	0
Trading volume	0.00
Number of trades	3
Last size	0

Futures and Options






Related Futures	-
Related Options	-

5y



Information about previous performance does not guarantee future performance.
Source: FactSet

Recent research

on sector		on market	
Date		Headline	Download
2024/06/24		Aktienempfehlungen Österreich	
2024/06/21		Global Equity Ratings	
2024/06/21		Aktienempfehlungen Global	
2024/06/14		Equity Weekly	
2024/06/14		Global Equity Ratings	

Details

2024/06/28 08:10:04

Price

0.258 EUR

Difference ▲ 2.79% (0.01)

General attributes

ISIN	BE0974260896
Symbol	CYAD
Exchange	Duesseldorf
Currency	EUR
Sector	Chemical / Pharmaceutical / Health
Security type	Stock
Market cap (m)	12 EUR
Benchmark	BEL 20 INDEX

Market data

Bid (Bid size)	-
Ask (Ask size)	-
Open	0.258 EUR
High	0.258 EUR
Low	0.258 EUR
Close (prev. day)	0.251 EUR
VWAP	-
Volume (pcs)	0
Trading volume	0.00
Number of trades	3
Last size	0

Performance and Risk

	6m	1y	3y
Perf (%)	-26.07%	-25.86%	-94.16%
Perf (abs.)	-0.09	-0.09	-4.16
Beta	0.39	0.33	0.60
Volatility	44.76	123.41	150.55

5y



Information about previous performance does not guarantee future performance.
Source: FactSet

Price data

Ø price 5 days Ø volume 5 days (pcs.)	0.263 EUR (0)
Ø price 30 days Ø volume 30 days (pcs.)	0.274 EUR (0)
Ø price 100 days Ø volume 100 days (pcs.)	0.302 EUR (0)
Ø price 250 days Ø volume 250 days (pcs.)	0.395 EUR (0)
YTD High date	0.407 EUR (2024/01/29)
YTD Low date	0.251 EUR (2024/06/27)
52 Weeks High date	1.150 EUR (2023/09/04)
52 Weeks Low date	0.251 EUR (2024/06/27)

All listings for CELYAD ONCOLOGY SA

Exchange	Date	Time	Price	Trading volume (mio.)	Number of trades
Stuttgart	2024/06/28	16:29	0.2595 EUR	0.00	4
Munich	2024/06/28	08:03	0.314 EUR	0.00	1
London Stock Exchange	2021/01/27	09:06	6.9303 EUR	0.00	1
Frankfurt	2024/06/28	08:04	0.24 EUR	0.00	2
FINRA other OTC	2024/06/28	17:31	0.30 USD	0.00	2

Issues	11				
Euronext Brussels	2024/06/28	16:04	0.28 EUR	0.00	15
Duesseldorf	2024/06/28	08:10	0.258 EUR	0.00	3
Berlin	2024/06/28	08:03	0.24 EUR	0.00	3

Company profile

Company Logo



Contact Details

CELYAD ONCOLOGY SA

--

Axis Business Park, Rue André Dumont 9 -
1435 Mont-Saint-Guibert

Telefon: +32-10-039-41-00

Fax: +32-10-039-41-41

E-mail: info@celyad.com

Company Profile

-

Members of Management Board

Georges Rawadi Chairman of Managing Board

An Phan Member of Executive Committee

David Georges Member of Executive Committee

Eytan Breman Member of Executive Committee

Hannes Iserentant Member of Executive Committee

Board of directors

Hilde Windels Chairman of Supervisory Board

Marina Udier Member of Supervisory Board

Ami Shah Member of Supervisory Board

Andrea Gothing Member of Supervisory Board

Dominic Piscitelli Member of Supervisory Board

John LiPuma Member of Supervisory Board

Jonathan James Member of Supervisory Board

Sage Mandel Member of Supervisory Board

Serge Goblet Member of Supervisory Board