

## CGX ENERGY INC.

ISIN: CA1254055066 WKN: -

## Overview

2024/07/26 21:35:40

Price  
0.24 CADDifference  2.13% (0.01)

## General attributes

ISIN	CA1254055066
Symbol	OYL
Exchange	TSX Venture Exchange
Currency	CAD
Sector	Energy / Commodities
Security type	Stock
Market cap (m)	54 EUR
Benchmark	S&P/TSX 60 INDEX

## Market data

Bid (Bid size)	0.23 CAD (1,000)
Ask (Ask size)	0.26 CAD (24,000)
Open	0.24 CAD
High	0.245 CAD
Low	0.23 CAD
Close (prev. day)	0.235 CAD
VWAP	0.234194 CAD
Volume (pcs)	46,500
Trading volume	10,890.00
Number of trades	18
Last size	1,500

## Futures and Options










Related Futures	-
Related Options	-

5y



Information about previous performance does not guarantee future performance.  
Source: FactSet

## Recent research

on sector		
Date	Headline	Download
2024/07/26	 Equity Weekly	
2024/07/24	 Global Equity Ratings	
2024/07/24	 Aktienempfehlungen Global	
2024/07/15	 Aktienempfehlungen Global	
2024/07/12	 Equity Weekly	

## Details

2024/07/26 21:35:40

## Price

0.24 CAD

Difference ▲ 2.13% (0.01)

## General attributes

ISIN	CA1254055066
Symbol	OYL
Exchange	TSX Venture Exchange
Currency	CAD
Sector	Energy / Commodities
Security type	Stock
Market cap (m)	54 EUR
Benchmark	S&P/TSX 60 INDEX

## Market data

Bid (Bid size)	0.23 CAD (1,000)
Ask (Ask size)	0.26 CAD (24,000)
Open	0.24 CAD
High	0.245 CAD
Low	0.23 CAD
Close (prev. day)	0.235 CAD
VWAP	0.234194 CAD
Volume (pcs)	46,500
Trading volume	10,890.00
Number of trades	18
Last size	1,500

## Performance and Risk

	6m	1y	3y
Perf (%)	-39.24%	-81.10%	-87.23%
Perf (abs.)	-0.16	-1.03	-1.64
Beta	0.99	0.84	1.28
Volatility	71.59	94.64	100.72

5y



Information about previous performance does not guarantee future performance.  
Source: FactSet

## Price data

Ø price 5 days   Ø volume 5 days (pcs.)	0.24 CAD (25,725)
Ø price 30 days   Ø volume 30 days (pcs.)	0.26 CAD (36,380)
Ø price 100 days   Ø volume 100 days (pcs.)	0.32 CAD (48,121)
Ø price 250 days   Ø volume 250 days (pcs.)	0.54 CAD (65,153)
YTD High   date	0.42 CAD (2024/03/18)
YTD Low   date	0.23 CAD (2024/07/25)
52 Weeks High   date	1.31 CAD (2023/07/31)
52 Weeks Low   date	0.23 CAD (2024/07/25)

## All listings for CGX ENERGY INC.

Exchange <span>📍</span>	Date	Time	Price	Trading volume (mio.)	Number of trades
Tradegate	2024/07/26	22:02	0.158 EUR	0.00	1
TSX Venture Exchange	2024/07/26	21:35	0.24 CAD	0.01	18
Stuttgart	2024/07/26	14:44	0.149 EUR	0.00	4
Munich	2024/07/26	08:02	0.169 EUR	0.00	1
Frankfurt	2024/07/26	08:03	0.142 EUR	0.00	2

	26					
FINRA other OTC Issues	2024/07/ 26	18:19	0.17 USD	0.00		23
Berlin	2024/07/ 26	20:22	0.156 EUR	0.00		13

## Company profile

### Company Logo



### Company Profile

-

### Contact Details

CGX ENERGY

--

----

Telefon: -

Fax: -

E-mail: -