

OMX STOCKHOLM_PI

ISIN: SE0000744195 WKN: -

Overview

2024/10/18 17:35:08	
Price	996.6717 SEK
Difference	▲ 0.35% (3.47)
General attributes	
ISIN	SE0000744195
Symbol	-
Country	Sweden
Instruments in index	397
Type of index	-
Security type	Index
Market data	
Open	989.1468 SEK
High	998.0642 SEK
Low	988.6634 SEK
Close (prev. day)	993.2035 SEK
Trading volume (m)	-
Volume (pcs)	-



Information about previous performance does not guarantee future performance.
Source: FactSet

Top 5

Name	Price	+ - (%)	Trend
ELANDERS A...	94.90	+10.35	▲
NOKIA CORP...	4.2745	+9.05	▲
XSPRAY PHA...	60.80	+8.57	▲
ENIRO GROU...	0.47	+6.82	▲
IRLAB THER...	12.50	+6.38	▲

Intraday 1w 1m 6m 1y 3y

Flop 5

Name	Price	+ - (%)	Trend
NORION BAN...	40.25	-7.36	▼
STRAX AB	0.235	-6.75	▼
VICORE PHA...	8.62	-6.00	▼
BIOGAIA AB...	101.00	-5.52	▼
FAST PARTN...	77.00	-5.41	▼

Intraday 1w 1m 6m 1y 3y

Recent research

on market			
Date		Headline	Download
2024/10/08		Global Strategy 4Q 2024	Download
2024/10/08		Global Strategy 4Q 2024	Download
2024/09/27		Global Equity Ratings	Download
2024/09/27		Aktienempfehlungen Global	Download
2024/09/11		Global Equity Ratings	Download

Futures and Options

Related Futures -

Related Options -

Details

2024/10/18 17:35:08

Price

996.6717 SEK

Difference ▲ 0.35% (3.47)

General attributes

ISIN	SE0000744195
Symbol	-
Country	Sweden
Security type	Index
Instruments in index	397

Market data

Open	989.1468 SEK
High	998.0642 SEK
Low	988.6634 SEK
Close (prev. day)	993.2035 SEK
Trading volume (m)	-
Volume (pcs)	-

Performance and Risk

	6m	1y	3y
Perf (%)	+5.79%	+27.65%	+3.83%
Perf (abs.)	+54.54	+215.90	+36.79
Beta	-	-	-
Volatility	13.93	13.45	18.86

5y



Information about previous performance does not guarantee future performance.
Source: FactSet

Price data











Ø price 5 days Ø volume 5 days (pcs.)	994.8004 SEK (0)
Ø price 30 days Ø volume 30 days (pcs.)	995.7557 SEK (0)
Ø price 100 days Ø volume 100 days (pcs.)	985.3985 SEK (0)
Ø price 250 days Ø volume 250 days (pcs.)	935.8447 SEK (0)
YTD High date	1,022.8741 SEK (2024/09/26)
YTD Low date	855.9250 SEK (2024/01/17)
52 Weeks High date	1,022.8741 SEK (2024/09/26)
52 Weeks Low date	746.7801 SEK (2023/10/26)

Composition

Name ISIN	Price	Diff % Diff +/-	Performance	Date Time	Turnover Pc. Turnover Money
AAK AB SE0011337708	337.20	-0.47% -1.60		24/10/18 18:00:00	248,027 83,410,123.20
ABB LTD CH0012221716	602.80	-1.44% -8.80		24/10/18 18:00:00	551,674 332,775,703.70
ABLIVA AB SE0002575340	0.155	1.04% 0.00	█	24/10/18 18:00:00	326,751 50,594.13
ACADEMEDIA AB NPV SE0007897079	67.00	0.75% 0.50	█	24/10/18 18:00:00	64,149 4,280,337.20
ACRINOVA AB CLASS A SE0015660014	10.10	3.06% 0.30	█	24/10/18 18:00:00	119 1,197.15
ACRINOVA AB SER'B'NPV SE0015660030	9.50	-0.21% -0.02		24/10/18 18:00:00	3,862 36,362.98
ACTIC GROUP AB NPV SE0009269467	6.06	0.00% 0.00		24/10/18 18:00:00	1,152 6,874.22
ACTIVE BIOTECH AB SE0001137985	0.2945	-0.17% -0.00		24/10/18 18:00:00	419,491 120,023.26
ADDLIFE AB SER. B SE0014401378	161.00	0.00% 0.00		24/10/18 18:00:00	134,217 21,668,505.30
ADDNODE GROUP AB SER. B SE0017885767	108.70	2.07% 2.20	█	24/10/18 18:00:00	52,888 5,756,994.80
ADDTECH AB SER. B SE0014781795	302.40	0.27% 0.80	█	24/10/18 18:00:00	269,279 81,488,795.40
AFRICA OIL CORP CA00829Q1019	13.66	1.26% 0.17	█	24/10/18 18:00:00	477,262 6,511,050.85
AFRY AB SE0005999836	179.00	-0.44% -0.80		24/10/18 18:00:00	64,092 11,491,691.05
ALFA LAVAL AB SE0000695876	475.10	-1.37% -6.60		24/10/18 18:00:00	466,426 222,107,262.45
ALIMAK GROUP AB SE0007158910	119.60	-0.99% -1.20		24/10/18 18:00:00	14,417 1,725,687.60
ALLEIMA AB NPV SE0017615644	67.50	3.37% 2.20	█	24/10/18 18:00:00	426,432 28,566,030.72
ALLIGATOR BIOSCIENCE NPV SE0000767188	1.262	0.00% 0.00		24/10/18 18:00:00	519,883 649,023.29
ALLIGO AB SER. B SE0009922305	153.20	3.79% 5.60	█	24/10/18 18:00:00	5,893 896,248.20
AMBEA AB SE0009663826	91.40	-0.71% -0.65		24/10/18 18:00:00	78,941 7,244,416.73
ANNEHEM FASTIGHETER AB SE... SE0015221684	18.85	2.45% 0.45	█	24/10/18 18:00:00	25,051 471,005.40
ANOTO GROUP AB SE0010415281	0.269	1.89% 0.01	█	24/10/18 18:00:00	328,827 87,039.11
AQ GROUP AB SE0022062196	133.04	5.52% 6.96	█	24/10/18 18:00:00	104,447 13,775,876.72
ARCTIC PAPER SA PLARTPR00012	49.40	1.48% 0.72	█	24/10/18 18:00:00	11,568 564,221.14

ARION BANK SDR EACH REP 1... SE0010413567	11.80	0.43% 0.05		24/10/18 18:00:00	5,739 67,230.35
ARISE AB SE0002095604	39.55	1.93% 0.75		24/10/18 18:00:00	16,546 646,713.60
ARJO AB SER'B'NPV SE0010468116	34.92	-2.78% -1.00		24/10/18 18:00:00	4,463,448 158,090,315.14
ARLA PLAST AB NPV SE0015810817	48.30	-0.82% -0.40		24/10/18 18:00:00	8,492 414,828.40
ASCELIA PHARMA AB NPV SE0010573113	2.205	1.85% 0.04		24/10/18 18:00:00	528,685 1,159,613.83
ASSA ABLOY AB SER. B SE0007100581	340.00	-0.12% -0.40		24/10/18 18:00:00	1,263,467 429,360,197.55
ASTRAZENECA PLC GB0009895292	1,638.00	-0.30% -5.00		24/10/18 18:00:00	395,783 650,585,039.00
ATLAS COPCO AB SER. A SE0017486889	183.55	-0.24% -0.45		24/10/18 18:00:00	3,706,756 681,427,111.40
ATLAS COPCO AB SER. B SE0017486897	163.40	-1.09% -1.80		24/10/18 18:00:00	998,593 163,765,069.95
ATRIUM LJUNGBERG AB SER. ... SE0000191827	218.50	-0.46% -1.00		24/10/18 18:00:00	78,530 17,175,061.00
ATTENDO AB NPV SE0007666110	48.20	0.31% 0.15		24/10/18 18:00:00	74,647 3,585,230.60
AUTOLIV INC. SDB SE0021309614	1,037.80	6.02% 58.90		24/10/18 18:00:00	509,014 531,638,711.35
AVANZA BANK HOLDING AB SE0012454072	229.30	1.15% 2.60		24/10/18 18:00:00	883,299 202,966,129.55
AXFOOD AB SE0006993770	277.10	-1.35% -3.80		24/10/18 18:00:00	205,945 57,177,512.95
B3 CONSULTING GROUP AB SE0008347660	78.20	-1.26% -1.00		24/10/18 18:00:00	5,974 466,919.40
BACTIGUARD HOLDING AB SER... SE0005878741	45.50	-1.09% -0.50		24/10/18 18:00:00	1,982 91,030.50
BALCO GROUP AB NPV SE0010323998	41.90	2.20% 0.90		24/10/18 18:00:00	11,945 496,437.85
BE GROUP AB SE0008321921	50.00	-2.34% -1.20		24/10/18 18:00:00	5,813 294,099.95
BEIJER ALMA AB SER. B SE0011090547	179.20	0.11% 0.20		24/10/18 18:00:00	6,367 1,143,776.20
BEIJER REF AB SER. B SE0015949748	167.80	-0.53% -0.90		24/10/18 18:00:00	388,964 65,401,192.90
BERGMAN & BEVING AB SER. ... SE0000101362	317.00	-0.78% -2.50		24/10/18 18:00:00	7,233 2,292,054.00
BERNER INDUSTRIER AB SER.... SE0006143129	37.50	0.54% 0.20		24/10/18 18:00:00	2,610 96,898.20
BESQAB AB NPV SE0005991411	31.90	2.90% 0.90		24/04/11 17:06:07	4,813 147,037.60
BETTER COLLECTIVE A/S EUR... DK0060952240	222.00	0.23% 0.50		24/10/18 18:00:00	32,557 7,245,118.00
BHG GROUP AB SE0010948588	13.87	-0.29% -0.04		24/10/18 18:00:00	255,438 3,571,105.22
BICO GROUP AB SER. B SE0013647385	42.00	1.94% 0.80		24/10/18 18:00:00	112,640 4,708,161.22
BILIA AB SER. A SE0009921588	119.40	1.96% 2.30		24/10/18 18:00:00	83,281 9,915,048.20
BILLERUD AB	108.70	-0.91%		24/10/18	375,207

SE0000862997			-1.00		18:00:00	40,898,266.20
BIOARCTIC AB SER. B SE0010323311	159.40		-2.15% -3.50		24/10/18 18:00:00	236,749 38,049,543.00
BIOGAIA AB SER. B SE0017769995	101.00		-5.52% -5.90		24/10/18 18:00:00	699,157 70,876,260.05
BIOINVENT INTERNATIONAL A... SE0015244520	44.80		1.36% 0.60	█	24/10/18 18:00:00	40,796 1,829,251.20
BIOTAGE AB SE0000454746	184.70		1.48% 2.70	█	24/10/18 18:00:00	25,194 4,634,088.40
BJÖRN BORG AB SE0021921327	59.10		3.79% 2.16	█	24/10/18 18:00:00	7,855 458,229.29
BOLIDEN AB SE0020050417	332.00		1.81% 5.90	█	24/10/18 18:00:00	897,557 297,837,629.95
BONAVA AB SER'A'NPV SE0008091573	9.50		-5.00% -0.50		24/10/18 18:00:00	1,300 12,206.00
BONAVA AB SER'B'NPV SE0008091581	9.295		0.43% 0.04		24/10/18 18:00:00	294,005 2,721,999.12
BONESUPPORT HOLDING AB SE0009858152	337.20		-0.12% -0.40		24/10/18 18:00:00	126,963 42,778,308.10
BONG AB SE0000396061	0.806		-4.28% -0.04		24/10/18 18:00:00	10,646 8,544.19
BOOZT AB SE0009888738	122.20		-2.47% -3.10		24/10/18 18:00:00	69,863 8,641,649.80
BOULE DIAGNOSTICS AB SE0011231158	7.18		-0.55% -0.04		24/10/18 18:00:00	16,922 122,546.42
BRAVIDA HOLDING AB SE0007491303	78.20		2.09% 1.60	█	24/10/18 18:00:00	199,485 15,559,561.11
BRINOVA FASTIGHETER AB SE... SE0008347652	25.40		-1.55% -0.40		24/10/18 18:00:00	4,443 113,147.00
BTS GROUP AB SER. B SE0000805426	292.00		0.34% 1.00		24/10/18 18:00:00	50,325 14,845,232.00
BUFAB AB SE0005677135	361.60		0.50% 1.80		24/10/18 18:00:00	14,339 5,193,364.20
BULTEN AB SE0003849223	69.50		1.31% 0.90	█	24/10/18 18:00:00	61,721 4,281,655.25
BURE EQUITY AB SE0000195810	389.60		0.98% 3.80	█	24/10/18 18:00:00	25,676 9,994,432.80
BYGGMASTARE ANDERS J AHLS... SE0006510491	270.00		0.00% 0.00		24/10/18 18:00:00	164 43,513.00
BYGGMAX GROUP AB SE0003303627	38.94		1.94% 0.74	█	24/10/18 18:00:00	68,289 2,659,359.24
C-RAD AB SER. B SE0002016352	36.80		0.00% 0.00		24/10/18 18:00:00	13,719 509,567.80
CAMURUS AB NPV SE0007692850	651.50		1.09% 7.00	█	24/10/18 18:00:00	71,070 46,058,518.00
CANTARGIA AB SE0006371126	2.978		-5.16% -0.16		24/10/18 18:00:00	458,691 1,367,689.48
CASTELLUM AB SE0000379190	140.50		-0.85% -1.20		24/10/18 18:00:00	1,100,471 154,575,062.08
CATELLA AB SER. A SE0000188500	28.40		0.00% 0.00		24/10/17 18:00:00	9 255.60
CATELLA AB SER. B SE0000188518	29.80		0.51% 0.15		24/10/18 18:00:00	20,973 623,207.07
CATENA AB SE0001664707	546.00		-0.91% -5.00		24/10/18 18:00:00	47,840 26,166,789.00

CATENA MEDIA P.L.C EURO.0... MT0001000109	6.40	2.40% 0.15		24/10/18 18:00:00	28,451 178,704.40
CAVOTEC SA CH0136071542	17.95	0.84% 0.15		24/10/18 18:00:00	8,175 144,562.15
CELLAVISION AB SE0000683484	282.00	1.99% 5.50		24/10/18 18:00:00	35,065 9,863,845.00
CIBUS NORDIC REAL ESTATE ... SE0010832204	180.95	0.92% 1.65		24/10/18 18:00:00	124,634 22,500,299.28
CINCLUS PHARMA HOLDING AB... SE0020388577	27.30	0.65% 0.18		24/10/18 18:00:00	20,591 561,255.02
CINT GROUP AB NPV SE0015483276	9.435	2.39% 0.22		24/10/18 18:00:00	180,175 1,698,868.43
CLAS OHLSON AB SER. B SE0000584948	175.00	0.57% 1.00		24/10/18 18:00:00	81,086 14,206,028.85
CLOETTA AB SER. B SE0002626861	25.32	-0.63% -0.16		24/10/18 18:00:00	143,280 3,635,189.20
COINSHARES INTERNATIONAL ... JE00BLD8Y945	53.30	0.00% 0.00		24/10/18 18:00:00	35,792 1,895,027.90
CONCEJO AB CLASS B SE0000236382	43.10	-1.82% -0.80		24/10/18 18:00:00	6,387 276,671.40
CONCENTRIC AB SE0003950864	229.50	3.85% 8.50		24/10/18 18:00:00	549,646 126,514,277.50
CONCORDIA MARITIME AB SER... SE0000102824	9.78	-% -		24/02/06 17:07:41	6,218 59,998.82
COOR SERVICE MANAGEMENT H... SE0007158829	44.78	1.13% 0.50		24/10/18 18:00:00	68,175 3,046,345.43
COREM PROPERTY GRP SE0010714279	8.46	-1.40% -0.12		24/10/18 18:00:00	803 6,818.10
COREM PROPERTY GRP SER'B'... SE0010714287	8.575	1.30% 0.11		24/10/18 18:00:00	1,547,795 13,093,823.07
COREM PROPERTY GRP SER'D'... SE0015961594	257.00	-0.19% -0.50		24/10/18 18:00:00	1,318 338,951.50
CREADES AB CLASS A SE0015661236	74.85	1.22% 0.90		24/10/18 18:00:00	117,138 8,785,917.07
CTEK AB NPV SE0016798763	17.46	-2.89% -0.52		24/10/18 18:00:00	35,760 629,527.80
CTT SYSTEMS AB SE0000418923	268.00	0.37% 1.00		24/10/18 18:00:00	1,484 396,791.50
DEDICARE AB SER. B SE0003909282	66.70	-0.15% -0.10		24/10/18 18:00:00	5,940 398,457.60
DIÖS FASTIGHETER AB SE0001634262	82.85	-0.48% -0.40		24/10/18 18:00:00	145,839 12,054,760.65
DOMETIC GROUP AB SE0007691613	60.65	0.83% 0.50		24/10/18 18:00:00	475,956 28,865,325.78