

OMX STOCKHOLM PI INDEX

ISIN: **SE0000744195** WKN: -

Übersicht

16.07.2024 17:35:08

Kurs

1.006,1892

SEK

Differenz ➔ 0,40% (4,05)

Stammdaten

ISIN SE0000744195

Symbol -

Land Schweden

Anzahl der enthaltenen Werte im Index 396

Index-Typ -

Wertpapierkategorie Index

Top 5

| Name | Kurs | + - (%) | Trend |
|---------------|--------|---------|--------------------------------------|
| ANOTO GROU... | 0,395 | +31,23 | ➔ |
| HEXATRONIX... | 67,34 | +17,89 | ➔ |
| KAROLINSKA... | 1,594 | +11,78 | ➔ |
| NCC AB SER... | 162,30 | +11,70 | ➔ |
| NCC AB SER... | 160,00 | +9,97 | ➔ |

Intraday 1W 1M 6M 1J 3J

Flop 5

| Name | Kurs | + - (%) | Trend |
|----------------|--------|---------|------------------------------------|
| PRECISE BI... | 5,94 | -6,60 | ➔ |
| SAMHALLSBY... | 7,55 | -4,79 | ➔ |
| COREM PROP... | 10,30 | -4,63 | ➔ |
| HMS NETWORK... | 394,20 | -4,60 | ➔ |
| HAKI SAFET... | 28,10 | -4,42 | ➔ |

Intraday 1W 1M 6M 1J 3J



5J



Die Wertentwicklung der Vergangenheit lässt keine verlässlichen Rückschlüsse auf die zukünftige Entwicklung eines Finanzinstruments zu.

Quelle: FactSet

Aktuellstes Research

| Märkte | Datum | Überschrift | Download |
|--------|------------|--|--------------------------|
| | 15.07.2024 | Aktienempfehlungen Global | Download |
| | 12.07.2024 | Global Equity Ratings | Download |
| | 09.07.2024 | Political environment weighs on outlook | Download |
| | 09.07.2024 | Politisches Umfeld belastet den Ausblick | Download |
| | 03.07.2024 | Global Strategy 3Q 2024 | Download |

**Nähere Infos zu den Ländern &
Regionen**

➤ Märkte nach Region

Details

16.07.2024 17:35:08

Kurs

1.006,1892

SEK

Differenz ▲ 0,40% (4,05)

Stammdaten

| | |
|---------------------------------------|--------------|
| ISIN | SE0000744195 |
| Symbol | - |
| Land | Schweden |
| Wertpapierkategorie | Index |
| Anzahl der enthaltenen Werte im Index | 396 |

Marktdaten

| | |
|-----------------|----------------|
| Eröffnung | 999,9402 SEK |
| Hoch | 1.006,4609 SEK |
| Tief | 997,0809 SEK |
| Schluss Vortag | 1.002,1441 SEK |
| Volumen (Mio.) | - |
| Volumen (Stück) | - |

Performance und Risiko

| | 6M | 1J | 3J |
|-------------|---------|---------|--------|
| Perf (%) | +15,40% | +21,04% | +4,96% |
| Perf (abs.) | +134,28 | +174,91 | +47,52 |
| Beta | - | - | - |
| Volatilität | 11,72 | 13,21 | 18,93 |

5J



Die Wertentwicklung der Vergangenheit lässt keine verlässlichen Rückschlüsse auf die zukünftige Entwicklung eines Finanzinstruments zu.

Quelle: FactSet

Kursdaten

| | |
|---|-----------------------------|
| Ø Kurs 5 Tage Ø Volumen 5 Tage (Stk.) | 998,2922 SEK (0) |
| Ø Kurs 30 Tage Ø Volumen 30 Tage (Stk.) | 982,6286 SEK (0) |
| Ø Kurs 100 Tage Ø Volumen 100 Tage (Stk.) | 965,9432 SEK (0) |
| Ø Kurs 250 Tage Ø Volumen 250 Tage | 886,3841 SEK (0) |
| Hoch seit 1.1. Datum | 1.013,1307 SEK (12.07.2024) |
| Tief seit 1.1. Datum | 855,9250 SEK (17.01.2024) |
| 52 Wochen Hoch Datum | 1.013,1307 SEK (12.07.2024) |
| 52 Wochen Tief Datum | 746,7801 SEK (26.10.2023) |





















Enthaltene Werte


Seite 1 von 4

<< < > >>

| Name ISIN | Kurs | Diff % Diff /- | Performance | Datum Zeit | Gehandelte Stück Umsatz Geld |
|--|--------|-------------------|-------------|----------------------|---------------------------------|
| AAK AB SE0011337708 | 308,80 | 0,59% 1,80 | | 16.07.24 18:00:00 | 225.258 69.500.470,60 |
| AB SAGAX NAMN-AKTIER D O... SE0009161052 | 31,30 | -1,73% -0,55 | | 16.07.24 18:00:00 | 142.521 4.495.417,71 |
| ABB LTD CH0012221716 | 613,80 | 0,43% 2,60 | | 16.07.24 18:00:00 | 274.993 168.009.420,90 |
| ABLIVA AB SE0002575340 | 0,2175 | -4,40% -0,01 | | 16.07.24 18:00:00 | 3.703.344 804.314,31 |
| ACADEMEDIA AB NAMN-AKTIER... SE0007897079 | 51,20 | -1,54% -0,80 | | 16.07.24 18:00:00 | 69.233 3.551.909,00 |
| ACRINOVA AB CLASS A SE0015660014 | 10,30 | 6,19% 0,60 | | 16.07.24 18:00:00 | 634 6.352,00 |
| ACRINOVA AB NAMN-AKTIER B... SE0015660030 | 8,80 | -0,45% -0,04 | | 16.07.24 18:00:00 | 55.182 487.261,78 |
| ACTIC GROUP AB NAMN-AKTIE... SE0009269467 | 5,16 | 3,41% 0,17 | | 16.07.24 18:00:00 | 27.368 140.044,94 |
| ACTIVE BIOTECH AB SE0001137985 | 0,4925 | -1,50% -0,01 | | 16.07.24 18:00:00 | 56.512 28.027,63 |
| ADDLIFE AB SER. B SE0014401378 | 150,00 | -0,60% -0,90 | | 16.07.24 18:00:00 | 151.244 22.574.898,70 |
| ADDNODE GROUP AB SER. B SE0017885767 | 109,10 | -0,64% -0,70 | | 16.07.24 18:00:00 | 113.913 12.522.139,00 |
| ADDTECH AB SER. B SE0014781795 | 327,20 | 0,18% 0,60 | | 16.07.24 18:00:00 | 488.993 159.008.630,40 |
| AFRICA OIL CORP CA00829Q1019 | 18,65 | -1,89% -0,36 | | 16.07.24 18:00:00 | 363.033 6.787.788,45 |
| AFRY AB SE0005999836 | 198,40 | -2,17% -4,40 | | 16.07.24 18:00:00 | 225.039 44.739.966,05 |
| ALFA LAVAL AB SE0000695876 | 460,60 | 0,00% 0,00 | | 16.07.24 18:00:00 | 548.497 252.514.757,95 |
| ALIMAK GROUP AB SE0007158910 | 119,80 | 1,53% 1,80 | | 16.07.24 18:00:00 | 30.283 3.619.551,00 |
| ALLEIMA AB NAMN-AKTIER O... SE0017615644 | 75,00 | -1,32% -1,00 | | 16.07.24 18:00:00 | 393.346 29.363.532,94 |
| ALLIGATOR BIOSCIENCE AB A... SE0000767188 | 1,22 | -3,17% -0,04 | | 16.07.24 18:00:00 | 774.672 964.965,01 |
| ALLIGO AB SER. B SE0009922305 | 155,00 | 4,17% 6,20 | | 16.07.24 18:00:00 | 20.051 3.042.739,40 |
| AMBEA AB SE0009663826 | 77,65 | 1,90% 1,45 | | 16.07.24 18:00:00 | 122.981 9.531.946,13 |
| ANNEHEM FASTIGHETER AB NA... SE0015221684 | 18,25 | 0,55% 0,10 | | 16.07.24 18:00:00 | 36.191 658.166,20 |
| ANOTO GROUP AB SE0010415281 | 0,395 | 31,23% 0,09 | | 16.07.24 18:00:00 | 15.406.115 5.922.619,43 |
| AQ GROUP AB SE0022062196 | 157,86 | 4,56% 6,88 | | 16.07.24 18:00:00 | 98.382 15.231.525,68 |

| | | | | | |
|--|----------|-----------------|---|----------------------|-----------------------------|
| ARCTIC PAPER SA PLARTPR00012 | 60,70 | -1,54% -0,95 | | 16.07.24 18:00:00 | 18.403 1.117.288,50 |
| ARION BANK HF. NAMN-AKTIE... SE0010413567 | 10,25 | 0,99% 0,10 | █ | 16.07.24 18:00:00 | 27.700 281.164,80 |
| ARISE AB SE0002095604 | 51,10 | -0,58% -0,30 | | 16.07.24 18:00:00 | 58.647 2.998.051,40 |
| ARJO AB NAMN-AKTIER B O.N... SE0010468116 | 41,12 | -1,20% -0,50 | | 16.07.24 18:00:00 | 750.823 30.964.029,95 |
| ARLA PLAST AB NAMN-AKTIER... SE0015810817 | 53,00 | -2,21% -1,20 | | 16.07.24 18:00:00 | 14.834 800.176,20 |
| ASCELIA PHARMA AB NAMN-AK... SE0010573113 | 5,25 | -2,78% -0,15 | | 16.07.24 18:00:00 | 233.487 1.245.464,03 |
| ASSA ABLOY AB SER. B SE0007100581 | 312,60 | 0,94% 2,90 | █ | 16.07.24 18:00:00 | 1.717.653 535.848.101,85 |
| ASTRAZENECA PLC GB0009895292 | 1.661,00 | -0,06% -1,00 | | 16.07.24 18:00:00 | 64.810 107.516.370,00 |
| ATLAS COPCO AB SER. A SE0017486889 | 200,60 | -0,30% -0,60 | | 16.07.24 18:00:00 | 2.185.828 437.774.912,10 |
| ATLAS COPCO AB SER. B SE0017486897 | 173,35 | -0,20% -0,35 | | 16.07.24 18:00:00 | 654.331 113.171.855,26 |
| ATRIUM LJUNGBERG AB SER. ... SE0000191827 | 240,00 | 0,84% 2,00 | █ | 16.07.24 18:00:00 | 46.854 11.221.726,00 |
| ATTENDO AB NAMN-AKTIER O... SE0007666110 | 44,40 | 1,83% 0,80 | █ | 16.07.24 18:00:00 | 119.785 5.273.000,21 |
| AUTOLIV INC. SDB SE0021309614 | 1.179,00 | 1,46% 17,00 | █ | 16.07.24 18:00:00 | 61.416 72.002.007,60 |
| AVANZA BANK HOLDING AB SE0012454072 | 244,90 | 1,91% 4,60 | █ | 16.07.24 18:00:00 | 475.725 116.212.831,30 |
| AXFOOD AB SE0006993770 | 260,70 | 1,01% 2,60 | █ | 16.07.24 18:00:00 | 367.054 95.487.162,00 |
| B3 CONSULTING GROUP AB SE0008347660 | 83,50 | 0,24% 0,20 | | 16.07.24 18:00:00 | 9.026 750.406,90 |
| BACTIGUARD HOLDING AB (PU... SE0005878741 | 72,00 | 4,65% 3,20 | █ | 16.07.24 18:00:00 | 17.232 1.203.870,80 |
| BALCO GROUP AB NAMN-AKTIE... SE0010323998 | 42,75 | -0,12% -0,05 | | 16.07.24 18:00:00 | 37.002 1.583.383,80 |
| BE GROUP AB SE0008321921 | 56,70 | -0,53% -0,30 | | 16.07.24 18:00:00 | 23.699 1.311.205,70 |
| BEIJER ALMA AB SER. B SE0011090547 | 227,50 | 3,41% 7,50 | █ | 16.07.24 18:00:00 | 16.146 3.622.415,75 |
| BEIJER REF AB SER. B SE0015949748 | 184,15 | 0,35% 0,65 | | 16.07.24 18:00:00 | 340.651 62.420.090,66 |
| BERGMAN & BEVING AB SER. ... SE0000101362 | 314,00 | 3,80% 11,50 | █ | 16.07.24 18:00:00 | 44.697 13.932.195,50 |
| BERNER INDUSTRIER AB SER.... SE0006143129 | 47,00 | 4,68% 2,10 | █ | 16.07.24 18:00:00 | 36.095 1.632.813,10 |
| BESQAB AB (PUBL) NAMN-AKT... SE0005991411 | 31,90 | 2,90% 0,90 | █ | 11.04.24 17:06:07 | 4.813 147.037,60 |
| BETTER COLLECTIVE A/S NAV... DK0060952240 | 236,50 | -1,66% -4,00 | | 16.07.24 18:00:00 | 64.224 15.088.602,00 |
| BHG GROUP AB SE0010948588 | 18,69 | 2,64% 0,48 | █ | 16.07.24 18:00:00 | 473.327 8.785.784,16 |
| BICO GROUP AB SER. B SE0013647385 | 44,90 | 2,09% 0,92 | █ | 16.07.24 18:00:00 | 61.604 2.726.002,56 |
| BILIA AB SER. A | 151,00 | 1,75% | █ | 16.07.24 | 54.186 |

| | | | | | |
|--|--------|-----------------|--|----------------------|-----------------------------|
| SE0009921588 | | 2,60 | | 18:00:00 | 8.119.529,90 |
| BILLERUD AB SE0000862997 | 98,80 | 0,87% 0,85 |  | 16.07.24 18:00:00 | 447.244 44.013.196,92 |
| BIOARCTIC AB SER. B SE0010323311 | 236,00 | 0,00% 0,00 | | 16.07.24 18:00:00 | 87.229 20.547.650,70 |
| BIOGAIA AB SER. B SE0017769995 | 127,10 | 2,91% 3,60 |  | 16.07.24 18:00:00 | 196.377 24.438.660,95 |
| BIOINVENT INTERNATIONAL A... SE0015244520 | 37,90 | 2,57% 0,95 |  | 16.07.24 18:00:00 | 100.423 3.712.828,63 |
| BIOTAGE AB SE0000454746 | 183,70 | 7,30% 12,50 |  | 16.07.24 18:00:00 | 166.035 30.175.419,70 |
| BJOERN BORG AB SE0021921327 | 58,58 | 0,14% 0,08 |  | 16.07.24 18:00:00 | 12.961 759.717,63 |
| BOLIDEN AB SE0020050417 | 345,20 | -1,60% -5,60 |  | 16.07.24 18:00:00 | 823.505 284.841.330,60 |
| BONAVA AB NAMN-AKTIER A (... SE0008091573 | 9,02 | 5,62% 0,48 |  | 16.07.24 18:00:00 | 6.503 59.623,40 |
| BONAVA AB NAMN-AKTIER B (... SE0008091581 | 8,60 | 0,41% 0,04 |  | 16.07.24 18:00:00 | 243.681 2.108.746,43 |
| BONESUPPORT HOLDING AB SE0009858152 | 274,60 | -1,08% -3,00 |  | 16.07.24 18:00:00 | 128.143 34.946.165,30 |
| BONG AB SE0000396061 | 0,794 | -1,73% -0,01 |  | 16.07.24 18:00:00 | 34.073 26.915,92 |
| BOOZT AB SE0009888738 | 115,00 | 0,44% 0,50 |  | 16.07.24 18:00:00 | 45.815 5.248.525,70 |
| BOULE DIAGNOSTICS AB SE0011231158 | 10,30 | 3,62% 0,36 |  | 16.07.24 18:00:00 | 15.604 157.498,00 |
| BRAVIDA HOLDING AB SE0007491303 | 87,40 | 0,29% 0,25 |  | 16.07.24 18:00:00 | 212.010 18.518.940,41 |
| BRINOVA FASTIGHETER AB AK... SE0008347652 | 21,80 | 0,93% 0,20 |  | 16.07.24 18:00:00 | 14.371 316.556,40 |
| BTS GROUP AB SER. B SE0000805426 | 315,00 | 0,64% 2,00 |  | 16.07.24 18:00:00 | 3.154 985.064,00 |
| BUFAB AB SE0005677135 | 451,00 | 1,12% 5,00 |  | 16.07.24 18:00:00 | 47.682 21.206.217,40 |
| BULTEN AB SE0003849223 | 78,00 | 4,56% 3,40 |  | 16.07.24 18:00:00 | 75.536 5.726.840,10 |
| BURE EQUITY AB SE0000195810 | 361,80 | 2,55% 9,00 |  | 16.07.24 18:00:00 | 87.436 31.053.500,20 |
| BYGGMAESTARE AND. J AHL.H... SE0006510491 | 267,00 | -0,74% -2,00 |  | 16.07.24 18:00:00 | 1.313 351.835,00 |
| BYGGMAX GROUP AB SE0003303627 | 37,40 | -3,06% -1,18 |  | 16.07.24 18:00:00 | 104.054 3.919.076,80 |
| C-RAD AB SER. B SE0002016352 | 44,20 | -0,79% -0,35 |  | 16.07.24 18:00:00 | 15.109 675.215,30 |
| CALLIDITAS THERAPEUTICS A... SE0010441584 | 205,60 | -0,10% -0,20 |  | 16.07.24 18:00:00 | 309.396 63.549.978,50 |
| CAMURUS AB NAMN-AKTIER O.... SE0007692850 | 676,50 | 4,08% 26,50 |  | 16.07.24 18:00:00 | 152.954 100.278.376,50 |
| CANTARGIA AB SE0006371126 | 4,218 | -1,31% -0,06 |  | 16.07.24 18:00:00 | 124.535 521.935,13 |
| CASTELLUM AB SE0000379190 | 135,35 | 0,19% 0,25 |  | 16.07.24 18:00:00 | 1.469.375 200.742.006,93 |
| CATELLA AB SER. A SE0000188500 | 31,00 | 1,31% 0,40 |  | 16.07.24 18:00:00 | 165 5.051,00 |

| | | | | | |
|--|--------|-----------------|---|----------------------|----------------------------|
| CATELLA AB SER. B SE0000188518 | 31,20 | 0,81% 0,25 |  | 16.07.24 18:00:00 | 54.251 1.694.041,75 |
| CATENA AB SE0001664707 | 573,00 | -0,35% -2,00 |  | 16.07.24 18:00:00 | 37.271 21.337.653,00 |
| CATENA MEDIA PLC REG. SHA... MT0001000109 | 6,26 | 2,79% 0,17 |  | 16.07.24 18:00:00 | 163.120 1.009.172,82 |
| CAVOTEC SA CH0136071542 | 22,00 | 1,38% 0,30 |  | 16.07.24 18:00:00 | 5.904 128.958,10 |
| CELLAVISION AB SE0000683484 | 270,00 | -0,37% -1,00 |  | 16.07.24 18:00:00 | 7.197 1.947.556,25 |
| CIBUS NORDIC REAL ESTATE ... SE0010832204 | 172,00 | -0,06% -0,10 |  | 16.07.24 18:00:00 | 158.736 27.399.105,40 |
| CINCLUS PHARMA HOLDING AB... SE0020388577 | 33,70 | -0,30% -0,10 |  | 16.07.24 18:00:00 | 200.894 6.740.774,50 |
| CINT GROUP AB NAMN-AKTIER... SE0015483276 | 9,995 | -1,91% -0,20 |  | 16.07.24 18:00:00 | 483.118 4.828.159,55 |
| CLAS OHLSON AB SER. B SE0000584948 | 168,70 | 2,99% 4,90 |  | 16.07.24 18:00:00 | 78.899 13.195.643,50 |
| CLOETTA AB SER. B SE0002626861 | 22,82 | 1,33% 0,30 |  | 16.07.24 18:00:00 | 1.269.002 28.750.897,94 |
| COINSHARES INTERNATIONAL ... JE00BLD8Y945 | 60,00 | 6,38% 3,60 |  | 16.07.24 18:00:00 | 44.328 2.628.636,00 |
| CONCEJO AB CLASS B SE0000236382 | 46,10 | -0,86% -0,40 |  | 16.07.24 18:00:00 | 316 14.585,60 |
| CONCENTRIC AB SE0003950864 | 179,40 | 0,79% 1,40 |  | 16.07.24 18:00:00 | 8.406 1.498.444,40 |
| CONCORDIA MARITIME AB SER... SE0000102824 | 9,78 | -% - | | 06.02.24 17:07:41 | 6.218 59.998,82 |
| COOR SERVICE MANAGEMENT H... SE0007158829 | 42,76 | 0,80% 0,34 |  | 16.07.24 18:00:00 | 334.227 14.186.448,26 |
| COREM PROPERTY GROUP AB SE0010714279 | 10,30 | -4,63% -0,50 |  | 16.07.24 18:00:00 | 11.833 125.904,55 |
| COREM PROPERTY GROUP AB N... SE0010714287 | 10,52 | -2,86% -0,31 |  | 16.07.24 18:00:00 | 842.810 8.914.495,21 |
| COREM PROPERTY GROUP AB N... SE0015961594 | 241,00 | 1,47% 3,50 |  | 16.07.24 18:00:00 | 2.216 530.642,75 |
| CREADES AB CLASS A SE0015661236 | 80,15 | 2,43% 1,90 |  | 16.07.24 18:00:00 | 54.535 4.349.539,66 |
| CTEK AB NAMN-AKTIER O.N. SE0016798763 | 19,90 | 0,81% 0,16 |  | 16.07.24 18:00:00 | 16.838 336.116,39 |
| CTT SYSTEMS AB SE0000418923 | 318,00 | 0,32% 1,00 |  | 16.07.24 18:00:00 | 14.358 4.595.801,50 |
| DEDICARE AB SER. B SE0003909282 | 66,40 | 2,63% 1,70 |  | 16.07.24 18:00:00 | 40.829 2.708.057,00 |