

OMX STOCKHOLM_PI

ISIN: SE0000744195 WKN: -

Overview

2024/05/29 17:26:13	
Price	982.1100 SEK
Difference	▼ -1.34% (-13.35)
General attributes	
ISIN	SE0000744195
Symbol	-
Country	Sweden
Instruments in index	390
Type of index	-
Security type	Index
Market data	
Open	992.4703 SEK
High	992.7514 SEK
Low	981.4239 SEK
Close (prev. day)	995.4553 SEK
Trading volume (m)	-
Volume (pcs)	-



Information about previous performance does not guarantee future performance.
Source: FactSet

Top 5

Name	Price	+ - (%)	Trend
FINGERPRIN...	0.2086	+71.69	▲
ORTIVUS AB...	2.96	+9.23	▲
MEDIVIR AB...	3.04	+8.57	▲
XVIVO PERF...	418.00	+8.29	▲
SEDANA MED...	24.15	+7.57	▲

Intraday 1w 1m 6m 1y 3y

Flop 5

Name	Price	+ - (%)	Trend
XBRANE BIO...	0.267	-8.56	▼
POWERCELL ...	36.48	-7.93	▼
XSPRAY PHA...	71.20	-5.57	▼
HEXATRONIX...	42.50	-5.56	▼
SAMHALLSBY...	4.862	-5.45	▼

Intraday 1w 1m 6m 1y 3y

Recent research

Date	Headline	Download
2024/05/29	Global Equity Ratings	Download
2024/05/29	Aktienempfehlungen Global	Download
2024/05/08	Marktkommentar	Download
2024/04/26	Global Equity Ratings	Download
2024/04/26	Aktienempfehlungen Global	Download

Futures and Options

Related Futures -

Related Options -

Details

2024/05/29 17:26:13

Price

982.1100 SEK

Difference ▼ -1.34% (-13.35)

General attributes

ISIN SE0000744195

Symbol -

Country Sweden

Security type Index

Instruments in index 390

Market data

Open 992.4703 SEK

High 992.7514 SEK

Low 981.4239 SEK

Close (prev. day) 995.4553 SEK

Trading volume (m) -

Volume (pcs) -

Performance and Risk

	6m	1y	3y
Perf (%)	+20.30%	+18.09%	+8.94%
Perf (abs.)	+167.98	+152.51	+81.69
Beta	-	-	-
Volatility	11.75	13.07	18.88



Information about previous performance does not guarantee future performance.
Source: FactSet

Price data




















Ø price 5 days Ø volume 5 days (pcs.)	1,000.2368 SEK (0)
Ø price 30 days Ø volume 30 days (pcs.)	970.9931 SEK (0)
Ø price 100 days Ø volume 100 days (pcs.)	932.4100 SEK (0)
Ø price 250 days Ø volume 250 days (pcs.)	867.2123 SEK (0)
YTD High date	1,007.8287 SEK (2024/05/23)
YTD Low date	855.9250 SEK (2024/01/17)
52 Weeks High date	1,007.8287 SEK (2024/05/23)
52 Weeks Low date	746.7801 SEK (2023/10/26)

Composition

Name ISIN	Price	Diff % Diff +/-	Performance	Date Time	Turnover Pc. Turnover Money
AAK AB SE0011337708	289.00	0.14% 0.40		24/05/29 17:24:56	77,519 22,445,408.50
ABB LTD CH0012221716	575.40	0.28% 1.60		24/05/29 17:24:52	612,984 353,229,165.00
ABLIVA AB SE0002575340	0.1792	-2.18% -0.00		24/05/29 17:18:09	2,020,200 363,319.17
ACADEMEDIA AB NPV SE0007897079	55.30	-1.95% -1.10		24/05/29 17:24:52	149,265 8,325,312.20
ACRINOVA AB CLASS A SE0015660014	9.00	5.88% 0.50		24/05/29 15:00:02	14 117.00
ACRINOVA AB SER'B'NPV SE0015660030	8.30	-2.12% -0.18		24/05/29 15:50:26	269 2,230.02
ACTIC GROUP AB NPV SE0009269467	4.59	1.77% 0.08		24/05/29 16:48:24	7,086 32,313.06
ACTIVE BIOTECH AB SE0001137985	0.55	6.80% 0.04		24/05/29 17:22:36	902,346 501,208.18
ADDLIFE AB SER. B SE0014401378	111.60	-0.80% -0.90		24/05/29 17:22:31	102,680 11,526,505.25
ADDNODE GROUP AB SER. B SE0017885767	120.80	-1.87% -2.30		24/05/29 17:22:50	78,186 9,533,581.40
ADDTECH AB SER. B SE0014781795	244.60	-2.24% -5.60		24/05/29 17:24:51	118,238 29,156,795.90
AFRICA OIL CORP CA00829Q1019	19.55	1.56% 0.30		24/05/29 17:24:59	920,114 18,001,086.31
AFRY AB SE0005999836	186.10	-0.96% -1.80		24/05/29 17:24:32	114,325 21,331,299.60
ALFA LAVAL AB SE0000695876	485.60	0.41% 2.00		24/05/29 17:24:52	280,793 136,604,829.00
ALIMAK GROUP AB SE0007158910	111.80	-0.89% -1.00		24/05/29 17:22:49	13,720 1,539,201.20
ALLEIMA AB NPV SE0017615644	71.00	-2.41% -1.75		24/05/29 17:24:52	327,244 23,590,739.38
ALLIGATOR BIOSCIENCE NPV SE0000767188	0.962	0.63% 0.01		24/05/29 17:24:36	2,033,541 1,926,808.61
ALLIGO AB SER. B SE0009922305	139.00	-4.40% -6.40		24/05/29 17:24:31	22,624 3,194,019.80
AMBEA AB SE0009663826	69.70	-2.65% -1.90		24/05/29 17:24:32	184,947 13,017,630.46
ANNEHEM FASTIGHETER AB SE... SE0015221684	17.40	-1.69% -0.30		24/05/29 17:22:06	6,370 109,868.60
ANOTO GROUP AB SE0010415281	0.166	1.53% 0.00		24/05/29 17:16:30	41,785 6,776.99
AQ GROUP AB SE0022062196	148.82	2.38% 3.46		24/05/29 17:24:19	83,466 12,406,998.66
ARCTIC PAPER SA PLARTPR00012	63.00	0.32% 0.20		24/05/29 17:24:47	22,325 1,386,516.30

ARION BANK SDR EACH REP 1... SE0010413567	10.25	-2.38% -0.25		24/05/29 17:24:17	21,280 221,512.40
ARISE AB SE0002095604	44.60	-0.67% -0.30		24/05/29 17:23:54	102,130 4,610,277.97
ARJO AB SER'B'NPV SE0010468116	45.86	-1.33% -0.62		24/05/29 17:24:58	124,905 5,763,598.28
ARLA PLAST AB NPV SE0015810817	51.80	-0.38% -0.20		24/05/29 17:22:05	11,150 577,889.80
ASCELIA PHARMA AB NPV SE0010573113	9.33	-1.79% -0.17		24/05/29 17:07:23	102,785 972,936.56
ASSA ABLOY AB SER. B SE0007100581	305.60	-1.04% -3.20		24/05/29 17:24:58	548,188 168,325,139.30
ASTRAZENECA PLC GB0009895292	1,616.00	-0.28% -4.50		24/05/29 17:24:30	207,238 335,725,168.00
ATLAS COPCO AB SER. A SE0017486889	199.30	-1.14% -2.30		24/05/29 17:24:58	1,060,416 211,978,164.74
ATLAS COPCO AB SER. B SE0017486897	171.55	-1.01% -1.75		24/05/29 17:24:58	1,050,344 180,526,867.77
ATRIUM LJUNGBERG AB SER. ... SE0000191827	193.60	-3.92% -7.90		24/05/29 17:24:48	109,792 21,602,817.40
ATTENDO AB NPV SE0007666110	43.15	-2.04% -0.90		24/05/29 17:23:57	161,524 7,013,430.30
AUTOLIV INC. SDB SE0021309614	1,350.80	-0.40% -5.40		24/05/29 17:24:40	54,878 74,658,698.60
AVANZA BANK HOLDING AB SE0012454072	274.20	-1.37% -3.80		24/05/29 17:24:42	89,224 24,559,066.35
AXFOOD AB SE0006993770	278.50	-0.85% -2.40		24/05/29 17:24:42	134,988 37,809,300.20
B3 CONSULTING GROUP AB SE0008347660	82.00	4.59% 3.60	■	24/05/29 17:24:56	10,989 866,203.40
BACTIGUARD HOLDING AB SER... SE0005878741	70.80	1.43% 1.00	■	24/05/29 17:23:04	2,159 152,516.60
BALCO GROUP AB NPV SE0010323998	44.20	-1.78% -0.80		24/05/29 17:10:16	3,836 155,150.10
BE GROUP AB SE0008321921	64.40	-0.77% -0.50		24/05/29 17:24:32	5,700 365,791.50
BEIJER ALMA AB SER. B SE0011090547	214.50	-2.28% -5.00		24/05/29 17:21:33	14,072 3,027,221.50
BEIJER REF AB SER. B SE0015949748	165.95	-1.22% -2.05		24/05/29 17:24:52	213,935 35,346,636.42
BERGMAN & BEVING AB SER. ... SE0000101362	257.50	-1.34% -3.50		24/05/29 17:20:52	50,913 13,229,217.75
BERNER INDUSTRIER AB SER.... SE0006143129	35.90	0.28% 0.10		24/05/29 16:50:53	9,377 334,558.40
BESQAB AB NPV SE0005991411	31.90	2.90% 0.90	■	24/04/11 17:06:07	4,813 147,037.60
BETTER COLLECTIVE A/S EUR... DK0060952240	245.50	-1.01% -2.50		24/05/29 17:24:55	64,423 15,876,449.75
BHG GROUP AB SE0010948588	15.74	-1.93% -0.31		24/05/29 17:24:52	323,242 5,146,686.12
BICO GROUP AB SER. B SE0013647385	44.36	-2.59% -1.18		24/05/29 17:21:35	134,406 5,999,787.55
BILIA AB SER. A SE0009921588	147.20	1.10% 1.60	■	24/05/29 17:24:52	89,603 13,139,493.00
BILLERUD AB	106.90	0.28%		24/05/29	502,087

SE0000862997		0.30		17:24:43	52,944,924.70
BIOARCTIC AB SER. B SE0010323311	221.60	-4.73% -11.00		24/05/29 17:24:41	89,975 20,515,722.40
BIOGAIA AB SER. B SE0017769995	125.50	-1.10% -1.40		24/05/29 17:24:29	55,674 6,991,059.30
BIOINVENT INTERNATIONAL A... SE0015244520	32.10	-4.32% -1.45		24/05/29 17:23:39	96,574 3,114,778.85
BIOTAGE AB SE0000454746	173.30	-2.64% -4.70		24/05/29 17:24:53	69,469 12,116,385.20
BJÖRN BORG AB SE0021921327	56.57	1.74% 0.97	█	24/05/29 17:24:29	29,688 1,649,851.76
BOLIDEN AB SE0020050417	367.50	-0.78% -2.90		24/05/29 17:24:46	661,394 243,333,881.90
BONAVA AB SER'A'NPV SE0008091573	9.40	-1.88% -0.18		24/05/29 15:00:04	3,253 31,365.62
BONAVA AB SER'B'NPV SE0008091581	9.34	-2.20% -0.21		24/05/29 17:23:25	302,016 2,857,133.30
BONESUPPORT HOLDING AB SE0009858152	246.80	-0.80% -2.00		24/05/29 17:24:16	65,855 16,172,736.80
BONG AB SE0000396061	0.852	1.43% 0.01	█	24/05/29 16:55:22	163,108 138,504.46
BOOZT AB SE0009888738	133.30	-2.34% -3.20		24/05/29 17:24:56	59,558 8,076,603.70
BOULE DIAGNOSTICS AB SE0011231158	9.74	-1.22% -0.12		24/05/29 17:23:29	8,251 80,560.44
BRAVIDA HOLDING AB SE0007491303	80.50	-2.78% -2.30		24/05/29 17:24:58	269,960 22,025,635.05
BRINOVA FASTIGHETER AB SE... SE0008347652	21.50	2.38% 0.50	█	24/05/29 17:20:29	175,235 3,662,553.40
BTS GROUP AB SER. B SE0000805426	339.00	-2.02% -7.00		24/05/29 16:19:17	21,329 7,338,646.00
BUFAB AB SE0005677135	378.00	-0.74% -2.80		24/05/29 17:24:09	24,238 9,202,811.60
BULTEN AB SE0003849223	88.80	0.57% 0.50	█	24/05/29 17:21:14	41,073 3,647,041.90
BURE EQUITY AB SE0000195810	363.40	0.55% 2.00	█	24/05/29 17:24:50	32,401 11,762,731.60
BYGGMAX GROUP AB SE0003303627	37.52	-2.09% -0.80		24/05/29 17:20:08	155,610 5,868,587.24
C-RAD AB SER. B SE0002016352	43.95	0.57% 0.25	█	24/05/29 17:24:54	98,515 4,337,492.03
CALLIDITAS THERAPEUTICS A... SE0010441584	203.00	0.30% 0.60	█	24/05/29 17:24:58	1,806,845 366,098,578.10
CAMURUS AB NPV SE0007692850	535.50	-1.83% -10.00		24/05/29 17:24:53	28,351 15,323,470.00
CANTARGIA AB SE0006371126	4.12	1.33% 0.05	█	24/05/29 17:24:56	478,724 1,920,127.39
CASTELLUM AB SE0000379190	128.30	-3.06% -4.05		24/05/29 17:24:55	1,248,413 162,736,530.11
CATELLA AB SER. A SE0000188500	31.80	0.00% 0.00		24/05/29 15:00:00	49 1,558.20
CATELLA AB SER. B SE0000188518	31.20	0.32% 0.10	█	24/05/29 17:24:00	82,039 2,562,069.42
CATENA AB SE0001664707	515.00	-1.90% -10.00		24/05/29 17:24:40	21,292 11,011,993.00

CATENA MEDIA P.L.C EURO.0... MT0001000109	5.75	2.50% 0.14		24/05/29 17:20:52	263,574 1,510,804.50
CAVOTEC SA CH0136071542	16.65	0.00% 0.00		24/05/29 17:24:01	30,877 511,701.15
CELLAVISION AB SE0000683484	273.00	3.61% 9.50		24/05/29 17:24:55	31,313 8,512,394.00
CIBUS NORDIC REAL ESTATE ... SE0010832204	146.65	-1.87% -2.80		24/05/29 17:24:22	150,136 22,291,734.76
CINT GROUP AB NPV SE0015483276	15.02	-1.31% -0.20		24/05/29 17:24:53	212,536 3,232,378.64
CLAS OHLSON AB SER. B SE0000584948	145.80	-1.02% -1.50		24/05/29 17:24:51	29,686 4,358,901.25
CLOETTA AB SER. B SE0002626861	19.09	0.26% 0.05		24/05/29 17:19:39	543,315 10,364,797.62
COINSHARES INTERNATIONAL ... JE00BLD8Y945	65.40	-4.25% -2.90		24/05/29 17:22:48	108,935 7,181,990.20
CONCEJO AB CLASS B SE0000236382	41.40	-2.59% -1.10		24/05/29 17:15:11	6,758 277,958.70
CONCENTRIC AB SE0003950864	200.50	-2.91% -6.00		24/05/29 17:24:44	7,186 1,464,711.25
CONCORDIA MARITIME AB SER... SE0000102824	9.78	-% -		24/02/06 17:07:41	6,218 59,998.82
COOR SERVICE MANAGEMENT H... SE0007158829	48.00	-4.00% -2.00		24/05/29 17:24:59	89,382 4,369,254.48
COREM PROPERTY GRP SE0010714279	8.94	-2.19% -0.20		24/05/29 15:00:03	804 7,072.70
COREM PROPERTY GRP SER'B'... SE0010714287	8.675	-2.96% -0.27		24/05/29 17:24:59	1,843,978 16,282,766.44
COREM PROPERTY GRP SER'D'... SE0015961594	223.00	-3.04% -7.00		24/05/29 17:24:06	9,408 2,145,401.00
CREADES AB CLASS A SE0015661236	73.75	-0.20% -0.15		24/05/29 17:24:39	73,122 5,392,809.33
CTEK AB NPV SE0016798763	19.54	-0.91% -0.18		24/05/29 17:24:19	17,172 336,055.64
CTT SYSTEMS AB SE0000418923	374.00	0.54% 2.00		24/05/29 17:24:54	54,103 20,289,943.00
DEDICARE AB SER. B SE0003909282	58.70	0.51% 0.30		24/05/29 17:13:19	69,178 4,066,985.05
DIÖS FASTIGHETER AB SE0001634262	87.30	-2.29% -2.05		24/05/29 17:24:55	48,983 4,316,754.03
DOMETIC GROUP AB SE0007691613	73.55	-1.74% -1.30		24/05/29 17:19:03	169,665 12,597,928.06
DORO AB SE0000215493	20.80	0.00% 0.00		24/05/29 17:24:56	36,410 748,995.70