

# OMX STOCKHOLM\_PI

ISIN: SE0000744195 WKN: -

## Overview

2024/05/03 14:47:10	
<b>Price</b>	<b>956.5627</b> SEK
<b>Difference</b>	<span style="color: green;">▲</span> 0.98% (9.27)
<b>General attributes</b>	
ISIN	SE0000744195
Symbol	-
Country	Sweden
Instruments in index	391
Type of index	-
Security type	Index
<b>Market data</b>	
Open	950.4426 SEK
High	957.7423 SEK
Low	947.3841 SEK
Close (prev. day)	947.2960 SEK
Trading volume (m)	-
Volume (pcs)	-



Information about previous performance does not guarantee future performance.  
Source: FactSet

### Top 5

Name	Price	+ - (%)	Trend
KARNOV GRO...	85.60	+30.29	<span style="color: green;">▲</span>
HEXATRONIX...	38.95	+19.48	<span style="color: green;">▲</span>
VIAPLAY GR...	1.60	+16.79	<span style="color: green;">▲</span>
HOIST FINA...	57.40	+15.26	<span style="color: green;">▲</span>
MEDCAP AB	467.00	+9.50	<span style="color: green;">▲</span>

Intraday 1w 1m 6m 1y 3y

### Flop 5

Name	Price	+ - (%)	Trend
ANOTO GROU...	0.1695	-13.08	<span style="color: red;">▼</span>
K2A KNAUST...	7.80	-10.34	<span style="color: red;">▼</span>
SIVERS SEM...	5.98	-8.98	<span style="color: red;">▼</span>
K2A KNAUST...	123.50	-7.84	<span style="color: red;">▼</span>
MOMENT GRO...	9.90	-7.48	<span style="color: red;">▼</span>

### Recent research

on market			
Date		Headline	Download
2024/04/26		Global Equity Ratings	<a href="#">Download</a>
2024/04/26		Aktienempfehlungen Global	<a href="#">Download</a>
2024/04/03		Global Equity Ratings	<a href="#">Download</a>
2024/04/03		Aktienempfehlungen Global	<a href="#">Download</a>
2024/03/26		Global Strategy 2Q 2024	<a href="#">Download</a>

Intraday 1w 1m 6m 1y 3y

**Futures and Options**

Related Futures -

Related Options -

# Details

2024/05/03 14:47:10

**Price**

**956.5627** SEK

**Difference** ▲ **0.98%** (9.27)

**General attributes**

ISIN	SE0000744195
Symbol	-
Country	Sweden
Security type	Index
Instruments in index	391

**Market data**

Open	950.4426 SEK
High	957.7423 SEK
Low	947.3841 SEK
Close (prev. day)	947.2960 SEK
Trading volume (m)	-
Volume (pcs)	-

**Performance and Risk**

	6m	1y	3y
Perf (%)	+20.89%	+12.26%	+5.58%
Perf (abs.)	+163.71	+103.48	+50.10
Beta	-	-	-
Volatility	12.79	13.46	19.06

5y



Information about previous performance does not guarantee future performance.  
Source: FactSet

**Price data**



















Ø price 5 days   Ø volume 5 days (pcs.)	954.0650 SEK (0)
Ø price 30 days   Ø volume 30 days (pcs.)	954.0807 SEK (0)
Ø price 100 days   Ø volume 100 days (pcs.)	915.5111 SEK (0)
Ø price 250 days   Ø volume 250 days (pcs.)	857.1849 SEK (0)
YTD High   date	976.0886 SEK (2024/03/27)
YTD Low   date	855.9250 SEK (2024/01/17)
52 Weeks High   date	976.0886 SEK (2024/03/27)
52 Weeks Low   date	746.7801 SEK (2023/10/26)

## Composition

Name ISIN	Price	Diff % Diff +/-	Performance	Date Time	Turnover Pc. Turnover Money
AAK AB SE0011337708	286.00	0.42% 1.20		24/05/03 14:44:46	57,576 16,451,363.90
ABB LTD CH0012221716	537.20	-0.11% -0.60		24/05/03 14:47:19	187,366 100,380,337.10
ABLIVA AB SE0002575340	0.167	-2.22% -0.00		24/05/03 14:47:13	351,029 58,998.22
ACADEMEDIA AB NPV SE0007897079	54.50	7.28% 3.70		24/05/03 14:43:23	359,811 19,344,566.80
ACRINOVA AB CLASS A SE0015660014	7.60	-6.75% -0.55		24/05/03 13:00:02	353 2,696.30
ACRINOVA AB SER'B'NPV SE0015660030	7.96	6.42% 0.48		24/05/03 14:37:35	35,209 275,126.20
ACTIC GROUP AB NPV SE0009269467	4.64	0.65% 0.03		24/05/03 14:23:10	18,745 87,012.08
ACTIVE BIOTECH AB SE0001137985	0.558	1.82% 0.01		24/05/03 14:37:31	107,610 58,822.14
ADDLIFE AB SER. B SE0014401378	103.00	3.00% 3.00		24/05/03 14:44:05	62,487 6,316,525.70
ADDNODE GROUP AB SER. B SE0017885767	114.60	0.44% 0.50		24/05/03 14:38:41	16,614 1,896,491.75
ADDTECH AB SER. B SE0014781795	234.40	2.54% 5.80		24/05/03 14:47:19	51,370 11,882,561.20
AFRICA OIL CORP CA00829Q1019	19.50	-0.05% -0.01		24/05/03 14:46:06	342,298 6,627,091.21
AFRY AB SE0005999836	176.50	0.86% 1.50		24/05/03 14:46:46	77,930 13,744,577.00
ALFA LAVAL AB SE0000695876	471.00	0.43% 2.00		24/05/03 14:47:19	165,648 77,774,730.90
ALIMAK GROUP AB SE0007158910	104.00	2.16% 2.20		24/05/03 14:30:50	17,487 1,795,659.30
ALLEIMA AB NPV SE0017615644	66.80	-1.26% -0.85		24/05/03 14:46:58	171,159 11,350,700.15
ALLIGATOR BIOSCIENCE NPV SE0000767188	0.917	0.77% 0.01		24/05/03 14:32:22	305,851 277,819.53
ALLIGO AB SER. B SE0009922305	128.40	2.72% 3.40		24/05/03 14:44:50	10,876 1,374,844.00
AMBEA AB SE0009663826	64.10	2.64% 1.65		24/05/03 14:44:54	569,152 36,995,533.81
ANNEHEM FASTIGHETER AB SE... SE0015221684	16.85	0.00% 0.00		24/05/03 14:41:36	33,421 559,555.65
ANOTO GROUP AB SE0010415281	0.1695	-13.08% -0.03		24/05/03 14:42:48	2,114,726 351,496.18
AQ GROUP AB NPV SE0000772956	637.00	0.31% 2.00		24/05/03 14:46:35	3,897 2,399,837.50
ARCTIC PAPER SA PLARTPR00012	56.55	1.53% 0.85		24/05/03 14:47:17	8,531 480,154.85

ARION BANK SDR EACH REP 1... SE0010413567	11.00	-1.79% -0.20		24/05/03 13:51:45	12,157 135,823.50
ARISE AB SE0002095604	38.75	0.65% 0.25		24/05/03 14:42:56	11,259 435,250.10
ARJO AB SER'B'NPV SE0010468116	46.40	0.61% 0.28		24/05/03 14:46:33	122,618 5,636,876.85
ARLA PLAST AB NPV SE0015810817	46.90	1.52% 0.70		24/05/03 14:46:33	1,528 71,340.40
ASCELIA PHARMA AB NPV SE0010573113	11.90	-3.57% -0.44		24/05/03 14:39:13	1,391,008 16,893,499.04
ASSA ABLOY AB SER. B SE0007100581	298.50	1.39% 4.10		24/05/03 14:46:56	387,615 114,714,694.80
ASTRAZENECA PLC GB0009895292	1,649.00	-0.30% -5.00		24/05/03 14:46:15	77,508 127,614,484.50
ATLAS COPCO AB SER. A SE0017486889	196.45	1.73% 3.35		24/05/03 14:47:15	890,466 173,592,509.27
ATLAS COPCO AB SER. B SE0017486897	168.80	2.09% 3.45		24/05/03 14:47:05	602,323 100,831,702.34
ATRIUM LJUNGBERG AB SER. ... SE0000191827	198.40	0.51% 1.00		24/05/03 14:47:19	21,364 4,188,025.60
ATTENDO AB NPV SE0007666110	43.25	-0.92% -0.40		24/05/03 14:43:55	270,328 11,830,304.23
AUTOLIV INC. SDB SE0021309614	1,328.60	0.11% 1.40		24/05/03 14:46:35	26,482 34,973,433.20
AVANZA BANK HOLDING AB SE0012454072	245.20	0.99% 2.40		24/05/03 14:45:06	86,559 21,194,517.90
AXFOOD AB SE0006993770	288.80	2.16% 6.10		24/05/03 14:47:10	63,585 18,148,150.75
B3 CONSULTING GROUP AB SE0008347660	70.60	2.32% 1.60		24/05/03 14:24:30	2,736 168,329.40
BACTIGUARD HOLDING AB SER... SE0005878741	71.00	-1.11% -0.80		24/05/03 14:42:34	105,851 7,641,644.20
BALCO GROUP AB NPV SE0010323998	40.70	0.49% 0.20		24/05/03 12:29:06	6,503 263,191.90
BE GROUP AB SE0008321921	59.60	2.94% 1.70		24/05/03 14:44:16	46,215 2,705,849.40
BEIJER ALMA AB SER. B SE0011090547	204.00	-1.92% -4.00		24/05/03 14:46:58	21,756 4,450,998.00
BEIJER REF AB SER. B SE0015949748	155.25	1.90% 2.90		24/05/03 14:46:58	111,865 17,179,011.30
BERGMAN & BEVING AB SER. ... SE0000101362	227.00	0.67% 1.50		24/05/03 14:45:39	6,894 1,566,773.00
BESQAB AB NPV SE0005991411	31.90	2.90% 0.90		24/04/11 17:06:07	4,813 147,037.60
BETTER COLLECTIVE A/S EUR... DK0060952240	300.00	3.99% 11.50		24/05/03 14:40:12	60,911 18,050,436.42
BHG GROUP AB SE0010948588	14.65	5.93% 0.82		24/05/03 14:46:33	314,046 4,473,181.92
BICO GROUP AB SER. B SE0013647385	46.74	-1.52% -0.72		24/05/03 14:41:43	91,931 4,337,067.26
BILIA AB SER. A SE0009921588	138.40	0.87% 1.20		24/05/03 14:40:57	31,737 4,385,497.30
BILLERUD AB SE0000862997	91.50	-0.44% -0.40		24/05/03 14:47:20	273,843 25,114,914.51
BIOARCTIC AB SER. B	195.30	0.15%		24/05/03	31,826

SE0010323311		0.30		14:46:24	6,203,486.60
BIOGAIA AB SER. B SE0017769995	114.20	0.88% 1.00		24/05/03 14:45:33	25,377 2,902,710.20
BIOINVENT INTERNATIONAL A... SE0015244520	27.05	2.66% 0.70		24/05/03 14:47:09	61,981 1,652,689.08
BIOTAGE AB SE0000454746	173.50	3.64% 6.10		24/05/03 14:43:29	22,550 3,807,485.30
BJÖRN BORG AB SE0020050805	48.80	2.20% 1.05		24/05/03 14:29:00	23,123 1,114,248.40
BOLIDEN AB SE0020050417	354.50	0.31% 1.10		24/05/03 14:47:16	645,202 228,620,476.25
BONAVA AB SER'A'NPV SE0008091573	9.54	-1.65% -0.16		24/05/03 13:00:01	1,174 8,537.34
BONAVA AB SER'B'NPV SE0008091581	9.78	2.35% 0.23		24/05/03 14:42:52	344,513 3,350,517.81
BONESUPPORT HOLDING AB SE0009858152	228.20	-0.44% -1.00		24/05/03 14:45:46	86,901 19,670,908.80
BONG AB SE0000396061	0.848	-1.17% -0.01		24/05/03 14:33:44	17,743 14,772.37
BOOZT AB SE0009888738	128.00	4.49% 5.50		24/05/03 14:43:08	44,947 5,641,724.60
BOULE DIAGNOSTICS AB SE0011231158	10.10	1.00% 0.10		24/05/03 14:46:33	10,185 102,897.15
BRAVIDA HOLDING AB SE0007491303	76.30	0.13% 0.10		24/05/03 14:47:17	385,107 29,175,897.65
BRINOVA FASTIGHETER AB SE... SE0008347652	19.20	1.32% 0.25		24/05/03 14:24:12	131,843 2,566,565.40
BTS GROUP AB SER. B SE0000805426	329.00	-5.46% -19.00		24/05/03 14:39:51	3,406 1,125,850.00
BUFAB AB SE0005677135	349.20	3.01% 10.20		24/05/03 14:47:17	24,142 8,381,169.80
BULTEN AB SE0003849223	87.20	0.81% 0.70		24/05/03 14:46:30	106,795 9,410,724.65
BURE EQUITY AB SE0000195810	354.20	3.39% 11.60		24/05/03 14:47:09	21,112 7,373,986.60
BYGGFAKTA GROUP NORDIC HO... SE0016798581	51.80	-0.19% -0.10		24/05/03 14:29:50	362 18,794.00
BYGGMAX GROUP AB SE0003303627	33.96	1.74% 0.58		24/05/03 14:44:15	52,608 1,779,346.26
C-RAD AB SER. B SE0002016352	38.30	-2.17% -0.85		24/05/03 14:46:27	101,057 3,849,941.23
CALLIDITAS THERAPEUTICS A... SE0010441584	108.10	-0.55% -0.60		24/05/03 14:44:23	31,094 3,349,602.60
CAMURUS AB NPV SE0007692850	508.00	2.75% 13.60		24/05/03 14:43:15	17,031 8,535,099.20
CANTARGIA AB SE0006371126	3.432	5.86% 0.19		24/05/03 14:45:09	165,883 559,369.48
CASTELLUM AB SE0000379190	130.05	-3.06% -4.10		24/05/03 14:47:17	1,986,454 256,592,124.67
CATELLA AB SER. A SE0000188500	27.20	-2.86% -0.80		24/04/30 09:00:04	18 489.60
CATELLA AB SER. B SE0000188518	29.60	-0.17% -0.05		24/05/03 14:40:47	28,626 845,430.75
CATENA AB SE0001664707	490.00	-0.20% -1.00		24/05/03 14:46:10	14,777 7,147,777.25

CATENA MEDIA P.L.C EURO.0... MT0001000109	8.00	1.39% 0.11		24/05/03 14:38:53	241,994 1,892,561.06
CAVOTEC SA CH0136071542	16.30	1.88% 0.30		24/05/03 13:36:14	90 1,463.10
CELLAVISION AB SE0000683484	229.50	0.88% 2.00		24/05/03 14:45:43	2,084 470,992.50
CHRISTIAN BERNER TECH TRA... SE0006143129	32.40	3.18% 1.00		24/05/03 14:13:43	4,392 141,278.00
CIBUS NORDIC REAL ESTATE ... SE0010832204	147.20	1.90% 2.75		24/05/03 14:47:17	170,270 24,767,526.75
CINT GROUP AB NPV SE0015483276	11.95	-3.24% -0.40		24/05/03 14:46:48	523,671 6,256,957.38
CLAS OHLSON AB SER. B SE0000584948	136.30	2.64% 3.50		24/05/03 14:44:43	29,735 3,994,587.90
CLOETTA AB SER. B SE0002626861	17.45	3.68% 0.62		24/05/03 14:46:31	1,898,658 32,701,944.30
COINSHARES INTERNATIONAL ... JE00BLD8Y945	56.60	1.43% 0.80		24/05/03 14:46:38	7,884 445,487.70
CONCEJO AB CLASS B SE0000236382	59.80	2.40% 1.40		24/05/03 14:40:01	10,502 621,629.80
CONCENTRIC AB SE0003950864	197.60	2.81% 5.40		24/05/03 14:44:58	9,282 1,823,779.00
CONCORDIA MARITIME AB SER... SE0000102824	9.78	-% -		24/02/06 17:07:41	6,218 59,998.82
COOR SERVICE MANAGEMENT H... SE0007158829	47.10	0.26% 0.12		24/05/03 14:43:21	35,432 1,654,353.00
COPPERSTONE RESOURCES AB SE0021148160	29.30	-0.34% -0.10		24/05/03 14:47:13	199,802 6,001,200.50
COREM PROPERTY GRP SE0010714279	8.34	0.72% 0.06		24/05/03 13:00:02	1,022 7,478.10
COREM PROPERTY GRP SER'B'... SE0010714287	8.55	2.15% 0.18		24/05/03 14:45:30	416,023 3,488,328.56
COREM PROPERTY GRP SER'D'... SE0015961594	224.00	0.22% 0.50		24/05/03 14:36:45	1,018 227,061.50
CREADES AB CLASS A SE0015661236	71.50	2.00% 1.40		24/05/03 14:47:04	39,510 2,798,849.45
CTEK AB NPV SE0016798763	18.68	0.54% 0.10		24/05/03 14:39:59	13,086 243,337.42
CTT SYSTEMS AB SE0000418923	329.00	-0.60% -2.00		24/05/03 14:44:32	13,098 4,323,879.00
DEDICARE AB SER. B SE0003909282	57.30	5.14% 2.80		24/05/03 14:46:57	61,026 3,459,099.80
DIÖS FASTIGHETER AB SE0001634262	84.75	-0.70% -0.60		24/05/03 14:47:00	56,034 4,721,564.83