

# OMX STOCKHOLM\_PI

ISIN: **SE0000744195** WKN: -

## Overview

2024/05/03 14:18:10

Price

**950.6878** SEK

Difference ▲ 0.36% (3.39)

### General attributes

ISIN	SE0000744195
Symbol	-
Country	Sweden
Instruments in index	391
Type of index	-
Security type	Index

### Market data

Open	950.4426 SEK
High	950.6878 SEK
Low	947.3841 SEK
Close (prev. day)	947.2960 SEK
Trading volume (m)	-
Volume (pcs)	-

### Top 5

Name	Price	+ - (%)	Trend
KARNOV GRO...	85.70	+30.44	<span style="color: green;">▲</span>
VIAPLAY GR...	1.60	+16.79	<span style="color: green;">▲</span>
HOIST FINA...	57.70	+15.86	<span style="color: green;">▲</span>
HEXATRONIX...	37.64	+15.46	<span style="color: green;">▲</span>
MEDCAP AB	467.00	+9.50	<span style="color: green;">▲</span>

Intraday 1w 1m 6m 1y 3y

### Flop 5

Name	Price	+ - (%)	Trend
ANOTO GROU...	0.173	-11.28	<span style="color: red;">▼</span>
SIVERS SEM...	5.98	-8.98	<span style="color: red;">▼</span>
EGETIS THE...	6.40	-8.05	<span style="color: red;">▼</span>
K2A KNAUST...	8.08	-7.13	<span style="color: red;">▼</span>
EWORK GROU...	133.40	-7.10	<span style="color: red;">▼</span>

5y



Information about previous performance does not guarantee future performance.  
Source: FactSet

### Recent research

on market

Date	Headline	Download
2024/04/26	Global Equity Ratings	<a href="#">Download</a>
2024/04/26	Aktienempfehlungen Global	<a href="#">Download</a>
2024/04/03	Global Equity Ratings	<a href="#">Download</a>
2024/04/03	Aktienempfehlungen Global	<a href="#">Download</a>
2024/03/26	Global Strategy 2Q 2024	<a href="#">Download</a>

Intraday 1w 1m 6m 1y 3y

**Futures and Options**

Related Futures -

Related Options -

# Details

2024/05/03 14:18:10

Price

**950.6878** SEK

Difference ▲ 0.36% (3.39)

## General attributes

ISIN SE0000744195

Symbol -

Country Sweden

Security type Index

Instruments in index 391

## Market data

Open 950.4426 SEK

High 950.6878 SEK

Low 947.3841 SEK

Close (prev. day) 947.2960 SEK

Trading volume (m) -

Volume (pcs) -

## Performance and Risk

	6m	1y	3y
Perf (%)	+20.89%	+12.26%	+5.58%
Perf (abs.)	+163.71	+103.48	+50.10
Beta	-	-	-
Volatility	12.79	13.46	19.06



Information about previous performance does not guarantee future performance.  
Source: FactSet

## Price data





















Ø price 5 days   Ø volume 5 days (pcs.)	954.0650 SEK (0)
Ø price 30 days   Ø volume 30 days (pcs.)	954.0807 SEK (0)
Ø price 100 days   Ø volume 100 days (pcs.)	915.5111 SEK (0)
Ø price 250 days   Ø volume 250 days (pcs.)	857.1849 SEK (0)
YTD High   date	976.0886 SEK (2024/03/27)
YTD Low   date	855.9250 SEK (2024/01/17)
52 Weeks High   date	976.0886 SEK (2024/03/27)
52 Weeks Low   date	746.7801 SEK (2023/10/26)

## Composition

Name ISIN	Price	Diff % Diff +/-	Performance	Date Time	Turnover Pc. Turnover Money
AAK AB SE0011337708	286.20	0.49% 1.40		24/05/03 14:17:51	41,392 11,810,852.50
ABB LTD CH0012221716	536.80	-0.19% -1.00		24/05/03 14:18:42	147,484 78,931,001.30
ABLIVA AB SE0002575340	0.165	-3.40% -0.01		24/05/03 14:03:15	349,522 58,747.26
ACADEMEDIA AB NPV SE0007897079	54.20	6.69% 3.40		24/05/03 14:11:06	344,817 18,528,676.80
ACRINOVA AB CLASS A SE0015660014	7.60	-6.75% -0.55		24/05/03 13:00:02	353 2,696.30
ACRINOVA AB SER'B'NPV SE0015660030	7.96	6.42% 0.48		24/05/03 14:11:56	35,207 275,110.28
ACTIC GROUP AB NPV SE0009269467	4.61	0.00% 0.00		24/05/03 12:10:20	14,665 68,130.88
ACTIVE BIOTECH AB SE0001137985	0.551	0.55% 0.00		24/05/03 14:05:24	90,688 49,531.69
ADDLIFE AB SER. B SE0014401378	101.00	1.00% 1.00		24/05/03 14:18:47	46,520 4,698,732.10
ADDNODE GROUP AB SER. B SE0017885767	114.10	0.00% 0.00		24/05/03 14:17:35	13,697 1,563,597.85
ADDTECH AB SER. B SE0014781795	230.80	0.96% 2.20		24/05/03 14:11:00	34,634 7,966,859.80
AFRICA OIL CORP CA00829Q1019	19.42	-0.46% -0.09		24/05/03 14:17:58	318,001 6,163,287.37
AFRY AB SE0005999836	176.40	0.80% 1.40		24/05/03 14:17:35	53,967 9,507,615.40
ALFA LAVAL AB SE0000695876	469.10	0.02% 0.10		24/05/03 14:19:06	126,053 59,160,446.85
ALIMAK GROUP AB SE0007158910	103.40	1.57% 1.60		24/05/03 13:57:25	15,891 1,630,406.90
ALLEIMA AB NPV SE0017615644	66.50	-1.70% -1.15		24/05/03 14:17:47	158,119 10,460,130.45
ALLIGATOR BIOSCIENCE NPV SE0000767188	0.911	0.11% 0.00		24/05/03 14:17:03	304,435 276,521.08
ALLIGO AB SER. B SE0009922305	127.80	2.24% 2.80		24/05/03 14:06:14	10,158 1,282,501.80
AMBEA AB SE0009663826	64.15	2.72% 1.70		24/05/03 14:17:53	552,217 35,908,370.21
ANNEHEM FASTIGHETER AB SE... SE0015221684	16.80	-0.30% -0.05		24/05/03 14:16:48	30,219 505,666.05
ANOTO GROUP AB SE0010415281	0.173	-11.28% -0.02		24/05/03 14:06:11	1,913,829 317,374.59
AQ GROUP AB NPV SE0000772956	633.00	-0.31% -2.00		24/05/03 14:17:18	2,847 1,771,341.50
ARCTIC PAPER SA PLARTPR00012	56.50	1.44% 0.80		24/05/03 14:06:16	8,352 470,034.85

ARION BANK SDR EACH REP 1... SE0010413567	11.00	-1.79% -0.20		24/05/03 13:51:45	12,157 135,823.50
ARISE AB SE0002095604	38.45	-0.13% -0.05		24/05/03 14:13:01	9,126 352,746.50
ARJO AB SER'B'NPV SE0010468116	45.78	-0.74% -0.34		24/05/03 14:18:44	99,080 4,552,837.02
ARLA PLAST AB NPV SE0015810817	46.60	0.87% 0.40	█	24/05/03 13:35:54	1,335 62,288.70
ASCELIA PHARMA AB NPV SE0010573113	11.80	-4.38% -0.54		24/05/03 14:16:55	1,357,566 16,497,350.06
ASSA ABLOY AB SER. B SE0007100581	296.70	0.78% 2.30	█	24/05/03 14:18:46	294,623 87,006,479.60
ASTRAZENECA PLC GB0009895292	1,651.50	-0.15% -2.50		24/05/03 14:18:50	61,483 101,141,408.50
ATLAS COPCO AB SER. A SE0017486889	195.15	1.06% 2.05	█	24/05/03 14:16:49	751,519 146,317,877.69
ATLAS COPCO AB SER. B SE0017486897	167.70	1.42% 2.35	█	24/05/03 14:18:35	522,718 87,432,879.79
ATRIUM LJUNGBERG AB SER. ... SE0000191827	194.80	-1.32% -2.60		24/05/03 14:06:09	16,160 3,161,617.00
ATTENDO AB NPV SE0007666110	43.35	-0.69% -0.30		24/05/03 14:18:34	251,187 11,000,417.53
AUTOLIV INC. SDB SE0021309614	1,325.80	-0.11% -1.40		24/05/03 14:18:45	23,934 31,586,330.20
AVANZA BANK HOLDING AB SE0012454072	244.70	0.78% 1.90	█	24/05/03 14:17:35	68,173 16,668,481.70
AXFOOD AB SE0006993770	286.00	1.17% 3.30	█	24/05/03 14:15:59	52,165 14,860,010.45
B3 CONSULTING GROUP AB SE0008347660	70.60	2.32% 1.60	█	24/05/03 13:38:14	2,408 145,172.60
BACTIGUARD HOLDING AB SER... SE0005878741	72.00	0.28% 0.20	█	24/05/03 14:18:06	105,657 7,627,845.20
BALCO GROUP AB NPV SE0010323998	40.70	0.49% 0.20	█	24/05/03 12:29:06	6,503 263,191.90
BE GROUP AB SE0008321921	58.60	1.21% 0.70	█	24/05/03 14:11:55	38,578 2,255,075.90
BEIJER ALMA AB SER. B SE0011090547	205.00	-1.44% -3.00		24/05/03 14:11:51	16,755 3,426,275.00
BEIJER REF AB SER. B SE0015949748	153.45	0.72% 1.10	█	24/05/03 14:18:21	82,262 12,595,229.84
BERGMAN & BEVING AB SER. ... SE0000101362	225.50	0.00% 0.00		24/05/03 14:17:54	6,474 1,471,652.00
BESQAB AB NPV SE0005991411	31.90	2.90% 0.90	█	24/04/11 17:06:07	4,813 147,037.60
BETTER COLLECTIVE A/S EUR... DK0060952240	298.50	3.47% 10.00	█	24/05/03 14:15:36	53,189 15,738,197.92
BHG GROUP AB SE0010948588	14.50	4.84% 0.67	█	24/05/03 14:18:46	270,221 3,831,843.86
BICO GROUP AB SER. B SE0013647385	47.08	-0.80% -0.38		24/05/03 14:18:37	78,249 3,652,333.52
BILIA AB SER. A SE0009921588	138.00	0.58% 0.80	█	24/05/03 14:15:26	23,279 3,213,770.40
BILLERUD AB SE0000862997	91.40	-0.54% -0.50		24/05/03 14:15:56	176,909 16,257,086.95
BIOARCTIC AB SER. B	194.80	-0.10%		24/05/03	23,023

SE0010323311		-0.20		14:11:00	4,486,171.30
BIOGAIA AB SER. B SE0017769995	114.30	0.97% 1.10		24/05/03 14:14:59	21,170 2,421,128.80
BIOINVENT INTERNATIONAL A... SE0015244520	26.90	2.09% 0.55		24/05/03 14:12:25	61,142 1,630,024.05
BIOTAGE AB SE0000454746	171.50	2.45% 4.10		24/05/03 14:12:04	15,022 2,545,685.80
BJÖRN BORG AB SE0020050805	48.90	2.41% 1.15		24/05/03 14:12:39	23,000 1,107,981.50
BOLIDEN AB SE0020050417	354.40	0.28% 1.00		24/05/03 14:19:06	531,275 188,094,242.85
BONAVA AB SER'A'NPV SE0008091573	9.54	-1.65% -0.16		24/05/03 13:00:01	1,174 8,537.34
BONAVA AB SER'B'NPV SE0008091581	9.635	0.84% 0.08		24/05/03 14:11:32	213,208 2,066,827.91
BONESUPPORT HOLDING AB SE0009858152	227.00	-0.96% -2.20		24/05/03 14:12:05	82,846 18,748,880.20
BONG AB SE0000396061	0.816	-4.90% -0.04		24/05/03 14:13:48	17,154 14,272.90
BOOZT AB SE0009888738	126.20	3.02% 3.70		24/05/03 14:17:54	28,439 3,544,597.70
BOULE DIAGNOSTICS AB SE0011231158	10.10	1.00% 0.10		24/05/03 14:19:01	10,028 100,326.55
BRAVIDA HOLDING AB SE0007491303	76.10	-0.13% -0.10		24/05/03 14:15:19	311,227 23,521,864.69
BRINOVA FASTIGHETER AB SE... SE0008347652	19.40	2.37% 0.45		24/05/03 14:02:59	131,803 2,565,797.40
BTS GROUP AB SER. B SE0000805426	326.00	-6.32% -22.00		24/05/03 13:49:18	3,249 1,074,070.00
BUFAB AB SE0005677135	348.60	2.83% 9.60		24/05/03 14:14:58	20,996 7,276,357.00
BULTEN AB SE0003849223	87.70	1.39% 1.20		24/05/03 14:13:11	97,995 8,642,390.75
BURE EQUITY AB SE0000195810	350.40	2.28% 7.80		24/05/03 14:15:21	16,352 5,696,985.60
BYGGFAKTA GROUP NORDIC HO... SE0016798581	52.00	0.19% 0.10		24/05/03 13:12:46	235 12,215.40
BYGGMAX GROUP AB SE0003303627	33.82	1.32% 0.44		24/05/03 14:16:33	36,375 1,226,902.06
C-RAD AB SER. B SE0002016352	38.15	-2.55% -1.00		24/05/03 14:01:03	100,631 3,833,655.28
CALLIDITAS THERAPEUTICS A... SE0010441584	107.90	-0.74% -0.80		24/05/03 14:10:45	24,776 2,688,652.00
CAMURUS AB NPV SE0007692850	507.00	2.55% 12.60		24/05/03 14:16:03	16,078 8,052,358.70
CANTARGIA AB SE0006371126	3.416	5.37% 0.17		24/05/03 14:18:16	163,436 550,974.51
CASTELLUM AB SE0000379190	127.35	-5.07% -6.80		24/05/03 14:19:00	1,511,591 194,740,751.50
CATELLA AB SER. A SE0000188500	27.20	-2.86% -0.80		24/04/30 09:00:04	18 489.60
CATELLA AB SER. B SE0000188518	29.60	-0.17% -0.05		24/05/03 13:48:58	27,248 804,641.05
CATENA AB SE0001664707	479.50	-2.34% -11.50		24/05/03 14:16:33	8,546 4,131,656.75

CATENA MEDIA P.L.C EURO.0... MT0001000109	7.91	0.25% 0.02		24/05/03 14:12:42	227,457 1,809,297.71
CAVOTEC SA CH0136071542	16.30	1.88% 0.30		24/05/03 13:36:14	90 1,463.10
CELLAVISION AB SE0000683484	19.52	-0.10% -0.02		24/05/03 14:13:08	- -
CHRISTIAN BERNER TECH TRA... SE0006143129	32.40	3.18% 1.00		24/05/03 14:13:43	4,392 141,278.00
CIBUS NORDIC REAL ESTATE ... SE0010832204	145.05	0.42% 0.60		24/05/03 14:19:03	138,775 20,151,053.70
CINT GROUP AB NPV SE0015483276	11.87	-3.89% -0.48		24/05/03 14:14:57	415,028 4,971,487.54
CLAS OHLSON AB SER. B SE0000584948	135.20	1.81% 2.40		24/05/03 14:10:33	24,913 3,340,040.40
CLOETTA AB SER. B SE0002626861	17.46	3.74% 0.63		24/05/03 14:17:44	1,821,250 31,350,668.77
COINSHARES INTERNATIONAL ... JE00BLD8Y945	56.70	1.61% 0.90		24/05/03 14:03:38	6,141 347,496.60
CONCEJO AB CLASS B SE0000236382	59.80	2.40% 1.40		24/05/03 14:10:29	10,387 614,775.60
CONCENTRIC AB SE0003950864	195.60	1.77% 3.40		24/05/03 14:16:52	9,082 1,781,341.80
CONCORDIA MARITIME AB SER... SE0000102824	9.78	-% -		24/02/06 17:07:41	6,218 59,998.82
COOR SERVICE MANAGEMENT H... SE0007158829	46.84	-0.30% -0.14		24/05/03 14:18:31	29,747 1,387,267.38
COPPERSTONE RESOURCES AB SE0021148160	29.55	0.51% 0.15		24/05/03 14:18:39	185,908 5,595,669.55
COREM PROPERTY GRP SE0010714279	8.34	0.72% 0.06		24/05/03 13:00:02	1,022 7,478.10
COREM PROPERTY GRP SER'B'... SE0010714287	8.39	0.24% 0.02		24/05/03 14:17:34	286,341 2,388,903.86
COREM PROPERTY GRP SER'D'... SE0015961594	223.50	0.00% 0.00		24/05/03 14:07:13	955 212,951.00
CREADES AB CLASS A SE0015661236	70.55	0.64% 0.45		24/05/03 14:16:40	28,819 2,040,457.15
CTEK AB NPV SE0016798763	18.54	-0.22% -0.04		24/05/03 14:16:44	12,278 228,243.98
CTT SYSTEMS AB SE0000418923	329.00	-0.60% -2.00		24/05/03 14:15:45	11,186 3,694,831.00
DEDICARE AB SER. B SE0003909282	57.40	5.32% 2.90		24/05/03 14:17:10	58,705 3,325,900.20
DIÖS FASTIGHETER AB SE0001634262	83.10	-2.64% -2.25		24/05/03 14:13:14	37,748 3,139,825.18