

OMX STOCKHOLM_PI

ISIN: **SE0000744195** WKN: -

Overview

2024/04/26 17:35:05

Price

951.8285 SEK

Difference ▲ 1.58% (14.76)

General attributes

ISIN	SE0000744195
Symbol	-
Country	Sweden
Instruments in index	392
Type of index	-
Security type	Index

Market data

Open	943.1830 SEK
High	953.9421 SEK
Low	942.8113 SEK
Close (prev. day)	937.0646 SEK
Trading volume (m)	-
Volume (pcs)	-

Top 5

Name	Price	+ - (%)	Trend
Q-LINEA AB...	3.295	+64.91	▲
MEDICOVER ...	161.00	+23.28	▲
ENGCON AB ...	87.20	+15.34	▲
SENZIME AB...	6.82	+13.67	▲
FASTATOR A...	0.805	+11.81	▲

Intraday 1w 1m 6m 1y 3y

Flop 5

Name	Price	+ - (%)	Trend
DEDICARE A...	60.50	-12.95	▼
IRLAB THER...	10.25	-8.48	▼
DORO AB	21.50	-5.70	▼
ANOTO GROU...	0.1995	-5.00	▼
MIPS AB	347.00	-4.93	▼

Intraday 1w 1m 6m 1y 3y

5y



Information about previous performance does not guarantee future performance.
Source: FactSet

Recent research

on market

Date	Headline	Download
2024/04/26	Global Equity Ratings	Download
2024/04/26	Aktienempfehlungen Global	Download
2024/04/03	Global Equity Ratings	Download
2024/04/03	Aktienempfehlungen Global	Download
2024/03/26	Global Strategy 2Q 2024	Download

Futures and Options

Related Futures -

Related Options -

Details

2024/04/26 17:35:05

Price

951.8285 SEK

Difference ▲ **1.58%** (14.76)

General attributes

ISIN	SE0000744195
Symbol	-
Country	Sweden
Security type	Index
Instruments in index	392

Market data

Open	943.1830 SEK
High	953.9421 SEK
Low	942.8113 SEK
Close (prev. day)	937.0646 SEK
Trading volume (m)	-
Volume (pcs)	-

Performance and Risk

	6m	1y	3y
Perf (%)	+25.72%	+12.64%	+4.48%
Perf (abs.)	+194.71	+106.80	+40.82
Beta	-	-	-
Volatility	13.08	13.51	19.05

5y






Information about previous performance does not guarantee future performance.
Source: FactSet

Price data









Ø price 5 days Ø volume 5 days (pcs.)	946.3035 SEK (0)
Ø price 30 days Ø volume 30 days (pcs.)	953.5983 SEK (0)
Ø price 100 days Ø volume 100 days (pcs.)	911.7746 SEK (0)
Ø price 250 days Ø volume 250 days (pcs.)	855.8421 SEK (0)
YTD High date	976.0886 SEK (2024/03/27)
YTD Low date	855.9250 SEK (2024/01/17)
52 Weeks High date	976.0886 SEK (2024/03/27)
52 Weeks Low date	746.7801 SEK (2023/10/26)

Composition

Name ISIN	Price	Diff % Diff +/-	Performance	Date Time	Turnover Pc. Turnover Money
AAK AB SE0011337708	280.80	4.93% 13.20		24/04/26 17:29:31	597,853 165,236,141.20
ABB LTD CH0012221716	539.40	1.35% 7.20		24/04/26 17:29:40	370,015 198,339,679.80
ABLIVA AB SE0002575340	0.1648	1.10% 0.00		24/04/26 17:29:55	662,886 107,405.14
ACADEMEDIA AB NPV SE0007897079	50.90	1.60% 0.80		24/04/26 17:29:36	129,980 6,576,205.60
ACRINOVA AB CLASS A SE0015660014	8.15	1.24% 0.10		24/04/26 17:29:56	194 1,491.60
ACRINOVA AB SER'B'NPV SE0015660030	7.64	1.33% 0.10		24/04/26 15:39:04	8,489 64,768.60
ACTIC GROUP AB NPV SE0009269467	4.44	-3.27% -0.15		24/04/26 16:47:56	2,182 9,963.61
ACTIVE BIOTECH AB SE0001137985	0.567	6.38% 0.03		24/04/26 17:01:59	159,796 86,084.61
ADDLIFE AB SER. B SE0014401378	98.65	2.02% 1.95		24/04/26 17:29:54	132,278 12,921,318.75
ADDNODE GROUP AB SER. B SE0017885767	114.90	0.79% 0.90		24/04/26 17:29:57	168,122 19,177,595.65
ADDTECH AB SER. B SE0014781795	232.60	3.19% 7.20		24/04/26 17:29:37	675,207 154,486,120.20
AFRICA OIL CORP CA00829Q1019	19.71	4.73% 0.89		24/04/26 17:29:51	724,501 14,129,840.47
AFRY AB SE0005999836	167.50	3.46% 5.60		24/04/26 17:29:44	193,423 32,341,968.80
ALFA LAVAL AB SE0000695876	473.20	1.09% 5.10		24/04/26 17:29:44	1,095,010 515,196,640.45
ALIMAK GROUP AB SE0007158910	102.20	5.25% 5.10		24/04/26 17:29:32	135,247 13,511,100.50
ALLEIMA AB NPV SE0017615644	68.40	5.07% 3.30		24/04/26 17:29:53	569,434 38,745,007.55
ALLIGATOR BIOSCIENCE NPV SE0000767188	0.925	1.09% 0.01		24/04/26 17:29:42	808,960 733,231.98
ALLIGO AB SER. B SE0009922305	127.60	-1.09% -1.40		24/04/26 17:29:46	23,551 3,041,119.00
AMBEA AB SE0009663826	63.40	1.93% 1.20		24/04/26 17:29:49	179,282 11,282,301.60
ANNEHEM FASTIGHETER AB SE... SE0015221684	17.10	3.01% 0.50		24/04/26 17:29:30	33,162 559,730.31
ANOTO GROUP AB SE0010415281	0.1995	-5.00% -0.01		24/04/26 17:29:54	124,672 24,806.09
AQ GROUP AB NPV SE0000772956	620.00	2.65% 16.00		24/04/26 17:29:54	54,538 33,182,898.50
ARCTIC PAPER SA PLARTPR00012	55.65	-2.28% -1.30		24/04/26 17:29:30	17,088 962,520.40

ARION BANK SDR EACH REP 1... SE0010413567	10.90	0.46% 0.05		24/04/26 17:24:55	154,136 1,661,540.85
ARISE AB SE0002095604	38.10	3.96% 1.45		24/04/26 17:29:30	40,857 1,541,985.25
ARJO AB SER'B'NPV SE0010468116	46.46	1.57% 0.72		24/04/26 17:29:37	326,727 15,166,383.17
ARLA PLAST AB NPV SE0015810817	45.50	0.22% 0.10		24/04/26 17:24:11	22,771 1,045,777.60
ASCELIA PHARMA AB NPV SE0010573113	11.16	5.28% 0.56		24/04/26 17:29:50	118,115 1,293,477.76
ASSA ABLOY AB SER. B SE0007100581	299.50	1.66% 4.90		24/04/26 17:29:48	2,114,642 632,257,790.55
ASTRAZENECA PLC GB0009895292	1,646.00	0.27% 4.50		24/04/26 17:29:54	316,442 518,484,143.75
ATLAS COPCO AB SER. A SE0017486889	193.90	2.43% 4.60		24/04/26 17:29:58	5,208,294 1,008,310,218.79
ATLAS COPCO AB SER. B SE0017486897	167.05	2.71% 4.40		24/04/26 17:29:38	1,893,508 315,813,224.94
ATRIUM LJUNGBERG AB SER. ... SE0000191827	189.00	1.61% 3.00		24/04/26 17:29:58	50,184 9,456,874.00
ATTENDO AB NPV SE0007666110	42.30	1.93% 0.80		24/04/26 17:29:47	519,235 21,888,016.78
AUTOLIV INC. SDB SE0021309614	1,325.00	5.33% 67.00		24/04/26 17:29:33	316,833 419,102,364.70
AVANZA BANK HOLDING AB SE0012454072	238.80	4.74% 10.80		24/04/26 17:29:50	499,176 119,481,554.59
AXFOOD AB SE0006993770	281.30	-3.00% -8.70		24/04/26 17:29:32	322,066 90,950,920.90
B3 CONSULTING GROUP AB SE0008347660	67.70	-1.31% -0.90		24/04/26 17:29:58	118,438 7,965,003.90
BACTIGUARD HOLDING AB SER... SE0005878741	68.80	0.29% 0.20		24/04/26 17:29:55	71,150 4,874,791.60
BALCO GROUP AB NPV SE0010323998	40.55	2.01% 0.80		24/04/26 17:29:30	13,287 527,137.85
BE GROUP AB SE0008321921	57.10	2.15% 1.20		24/04/26 17:29:52	6,143 347,345.80
BEIJER ALMA AB SER. B SE0011090547	204.50	2.76% 5.50		24/04/26 17:29:37	38,123 7,726,741.40
BEIJER REF AB SER. B SE0015949748	160.15	0.16% 0.25		24/04/26 17:29:30	628,812 95,519,514.74
BERGMAN & BEVING AB SER. ... SE0000101362	219.50	0.69% 1.50		24/04/26 17:29:37	14,333 3,138,999.25
BESQAB AB NPV SE0005991411	31.90	2.90% 0.90		24/04/11 17:06:07	4,813 147,037.60
BETTER COLLECTIVE A/S EUR... DK0060952240	293.50	2.98% 8.50		24/04/26 17:29:51	63,872 18,583,421.00
BHG GROUP AB SE0010948588	14.00	-4.83% -0.71		24/04/26 17:29:36	1,455,765 20,820,100.67
BICO GROUP AB SER. B SE0013647385	45.60	2.89% 1.28		24/04/26 17:29:38	110,397 4,990,659.62
BILIA AB SER. A SE0009921588	134.20	3.79% 4.90		24/04/26 17:29:43	165,582 21,916,717.85
BILLERUD AB SE0000862997	91.00	-0.27% -0.25		24/04/26 17:29:31	878,814 79,651,040.96
BIOARCTIC AB SER. B	197.50	1.96%		24/04/26	121,787

SE0010323311		3.80		17:29:37	23,831,153.30
BIOGAIA AB SER. B SE0017769995	115.20	1.23% 1.40		24/04/26 17:29:35	56,120 6,441,819.65
BIOINVENT INTERNATIONAL A... SE0015244520	25.15	1.62% 0.40		24/04/26 17:29:36	46,437 1,159,640.80
BIOTAGE AB SE0000454746	165.50	0.49% 0.80		24/04/26 17:29:32	296,758 48,484,586.45
BJÖRN BORG AB SE0020050805	48.25	-0.62% -0.30		24/04/26 17:29:42	113,885 5,494,280.80
BOLIDEN AB SE0020050417	355.20	2.48% 8.60		24/04/26 17:29:38	1,413,664 503,155,722.25
BONAVA AB SER'A'NPV SE0008091573	9.90	2.48% 0.24		24/04/26 17:29:43	575 5,628.00
BONAVA AB SER'B'NPV SE0008091581	10.07	5.22% 0.50		24/04/26 17:29:52	811,511 8,088,102.40
BONESUPPORT HOLDING AB SE0009858152	232.00	-2.36% -5.60		24/04/26 17:29:36	260,598 60,583,776.80
BONG AB SE0000396061	0.864	1.17% 0.01		24/04/26 17:04:10	18,373 15,853.61
BOOZT AB SE0009888738	126.10	5.43% 6.50		24/04/26 17:29:52	194,672 23,794,501.35
BOULE DIAGNOSTICS AB SE0011231158	9.80	4.03% 0.38		24/04/26 17:29:39	39,281 384,221.14
BRAVIDA HOLDING AB SE0007491303	72.45	2.04% 1.45		24/04/26 17:29:31	1,273,201 90,876,411.60
BRINOVA FASTIGHETER AB SE... SE0008347652	19.00	-1.04% -0.20		24/04/26 14:27:04	53,080 1,013,477.40
BTS GROUP AB SER. B SE0000805426	350.00	4.17% 14.00		24/04/26 17:29:48	4,387 1,488,619.00
BUFAB AB SE0005677135	337.20	-1.46% -5.00		24/04/26 17:29:38	94,212 31,779,969.40
BULTEN AB SE0003849223	82.70	5.35% 4.20		24/04/26 17:29:34	171,055 13,901,245.70
BURE EQUITY AB SE0000195810	334.00	3.28% 10.60		24/04/26 17:29:33	25,827 8,602,217.50
BYGGFAKTA GROUP NORDIC HO... SE0016798581	51.90	-0.19% -0.10		24/04/26 17:29:41	989 35,042.40
BYGGMAX GROUP AB SE0003303627	33.60	1.02% 0.34		24/04/26 17:29:33	92,846 3,085,127.73
C-RAD AB SER. B SE0002016352	38.70	0.65% 0.25		24/04/26 17:14:20	17,833 688,167.10
CALLIDITAS THERAPEUTICS A... SE0010441584	103.70	-0.38% -0.40		24/04/26 17:29:52	228,447 23,885,641.20
CAMURUS AB NPV SE0007692850	490.00	2.81% 13.40		24/04/26 17:29:57	59,114 28,527,562.40
CANTARGIA AB SE0006371126	3.45	-0.58% -0.02		24/04/26 17:29:39	264,059 897,451.22
CASTELLUM AB SE0000379190	129.95	2.69% 3.40		24/04/26 17:29:44	1,632,734 210,882,531.10
CATELLA AB SER. A SE0000188500	28.00	2.19% 0.60		24/04/26 15:00:02	7,532 207,862.80
CATELLA AB SER. B SE0000188518	30.00	-0.83% -0.25		24/04/26 17:29:50	42,600 1,283,214.53
CATENA AB SE0001664707	477.00	1.60% 7.50		24/04/26 17:29:38	40,460 19,145,163.50

CATENA MEDIA P.L.C EURO.0... MT0001000109	9.01	2.85% 0.25		24/04/26 17:29:52	114,989 1,043,595.87
CAVOTEC SA CH0136071542	16.25	2.20% 0.35		24/04/26 16:54:43	8,152 129,642.40
CELLAVISION AB SE0000683484	220.50	-3.92% -9.00		24/04/26 17:29:54	21,956 4,828,636.50
CHRISTIAN BERNER TECH TRA... SE0006143129	32.30	0.62% 0.20		24/04/26 17:24:19	10,090 325,735.00
CIBUS NORDIC REAL ESTATE ... SE0010832204	137.70	1.89% 2.55		24/04/26 17:29:35	141,795 19,495,894.85
CINT GROUP AB NPV SE0015483276	11.48	-2.71% -0.32		24/04/26 17:29:43	4,437,206 52,005,203.75
CLAS OHLSON AB SER. B SE0000584948	135.50	0.07% 0.10		24/04/26 17:29:40	62,271 8,424,877.70
CLOETTA AB SER. B SE0002626861	16.72	2.77% 0.45		24/04/26 17:29:46	2,198,733 36,980,398.83
COALA-LIFE GROUP AB SE0017083983	0.0173	4.85% 0.00		24/03/21 17:24:47	5,416,340 90,585.76
COINSHARES INTERNATIONAL ... JE00BLD8Y945	59.70	-3.71% -2.30		24/04/26 17:24:34	21,986 1,324,123.90
CONCEJO AB CLASS B SE0000236382	53.00	4.74% 2.40		24/04/26 17:18:23	19,124 1,001,571.00
CONCENTRIC AB SE0003950864	188.80	2.05% 3.80		24/04/26 17:29:49	14,368 2,706,879.20
CONCORDIA MARITIME AB SER... SE0000102824	9.78	-% -		24/02/06 17:07:41	6,218 59,998.82
COOR SERVICE MANAGEMENT H... SE0007158829	51.20	6.49% 3.12		24/04/26 17:29:58	338,340 16,826,946.53
COPPERSTONE RESOURCES AB SE0021148160	30.75	2.84% 0.85		24/04/26 17:29:48	300,829 9,277,608.70
COREM PROPERTY GRP SE0010714279	8.00	0.00% 0.00		24/04/26 17:29:42	21,073 164,974.76
COREM PROPERTY GRP SER'B'... SE0010714287	8.02	3.95% 0.31		24/04/26 17:29:43	1,071,583 8,537,146.66
COREM PROPERTY GRP SER'D'... SE0015961594	222.50	0.91% 2.00		24/04/26 17:29:31	2,773 623,809.50
CREADES AB CLASS A SE0015661236	67.85	4.30% 2.80		24/04/26 17:29:44	123,769 8,357,400.95
CTEK AB NPV SE0016798763	18.24	1.33% 0.24		24/04/26 17:29:55	5,153 92,587.82
CTT SYSTEMS AB SE0000418923	322.00	0.94% 3.00		24/04/26 17:29:59	21,087 6,642,971.00
DEDICARE AB SER. B SE0003909282	60.50	-12.95% -9.00		24/04/26 17:29:36	342,271 20,983,446.90