

OMX STOCKHOLM PI INDEX

ISIN: **SE0000744195** WKN: -

Übersicht

24.04.2024 17:35:08

Kurs

949,5706 SEK

Differenz 📉 -0,43% (-4,12)

Stammdaten

ISIN SE0000744195

Symbol -

Land Schweden

Anzahl der enthaltenen Werte im Index 392

Index-Typ -

Wertpapierkategorie Index

Top 5

| Name | Kurs | + - (%) | Trend |
|---------------|--------|---------|-------|
| XVIVO PERF... | 368,50 | +14,80 | 📈 |
| SVEDBERGS ... | 44,90 | +13,67 | 📈 |
| ELECTROLUX... | 71,80 | +11,15 | 📈 |
| IMMUNOVIA ... | 2,10 | +9,72 | 📈 |
| ATLAS COPC... | 192,95 | +8,43 | 📈 |

Intraday 1W 1M 6M 1J 3J

Flop 5

| Name | Kurs | + - (%) | Trend |
|---------------|--------|---------|-------|
| ASCELIA PH... | 9,65 | -23,05 | 📉 |
| VOLATI AB ... | 104,20 | -14,87 | 📉 |
| SVENSKA HA... | 99,50 | -12,06 | 📉 |
| VOLVO CAR ... | 35,42 | -10,26 | 📉 |
| COREM PROP... | 8,28 | -10,00 | 📉 |

Intraday 1W 1M 6M 1J 3J



Nähere Infos zu den Ländern &

5J



Die Wertentwicklung der Vergangenheit lässt keine verlässlichen Rückschlüsse auf die zukünftige Entwicklung eines Finanzinstruments zu.

Quelle: FactSet

Aktuellstes Research

Märkte

| Datum | Überschrift | Download |
|------------|---------------------------|----------|
| 03.04.2024 | Global Equity Ratings | 📄 |
| 03.04.2024 | Aktienempfehlungen Global | 📄 |
| 26.03.2024 | Global Strategy 2Q 2024 | 📄 |
| 26.03.2024 | Global Strategy 2Q 2024 | 📄 |
| 13.03.2024 | Global Equity Ratings | 📄 |

Regionen

➤ **Märkte nach Region**

Details

24.04.2024 17:35:08

Kurs

949,5706 SEKDifferenz  -0,43% (-4,12)

Stammdaten

| | |
|---------------------------------------|--------------|
| ISIN | SE0000744195 |
| Symbol | - |
| Land | Schweden |
| Wertpapierkategorie | Index |
| Anzahl der enthaltenen Werte im Index | 392 |

Marktdaten

| | |
|-----------------|--------------|
| Eröffnung | 952,1860 SEK |
| Hoch | 955,0784 SEK |
| Tief | 947,8920 SEK |
| Schluss Vortag | 953,6877 SEK |
| Volumen (Mio.) | - |
| Volumen (Stück) | - |

Performance und Risiko

| | 6M | 1J | 3J |
|-------------|---------|---------|--------|
| Perf (%) | +26,10% | +12,43% | +4,93% |
| Perf (abs.) | +197,40 | +105,47 | +44,81 |
| Beta | - | - | - |
| Volatilität | 12,80 | 13,41 | 19,03 |



5J

Die Wertentwicklung der Vergangenheit lässt keine verlässlichen Rückschlüsse auf die zukünftige Entwicklung eines Finanzinstruments zu.

Quelle: FactSet

Kursdaten

| | |
|---|---------------------------|
| Ø Kurs 5 Tage Ø Volumen 5 Tage (Stk.) | 942,5108 SEK (0) |
| Ø Kurs 30 Tage Ø Volumen 30 Tage (Stk.) | 953,6427 SEK (0) |
| Ø Kurs 100 Tage Ø Volumen 100 Tage (Stk.) | 908,5003 SEK (0) |
| Ø Kurs 250 Tage Ø Volumen 250 Tage | 854,7187 SEK (0) |
| Hoch seit 1.1. Datum | 976,0886 SEK (27.03.2024) |
| Tief seit 1.1. Datum | 855,9250 SEK (17.01.2024) |
| 52 Wochen Hoch Datum | 976,0886 SEK (27.03.2024) |
| 52 Wochen Tief Datum | 746,7801 SEK (26.10.2023) |






Enthaltene Werte

Seite 1 von 4

<< < > >>

| Name ISIN | Kurs | Diff % Diff /- | Performance | Datum Zeit | Gehandelte Stück Umsatz Geld |
|--|--------|-------------------|-------------|----------------------|---------------------------------|
| AAK AB SE0011337708 | 250,00 | -0,87% -2,20 | | 24.04.24 17:29:38 | 334.154 83.917.165,80 |
| AB SAGAX NAMN-AKTIER D O... SE0009161052 | 30,30 | -0,33% -0,10 | | 24.04.24 17:29:43 | 104.315 3.153.796,35 |
| ABB LTD CH0012221716 | 532,00 | 0,61% 3,20 | | 24.04.24 17:29:58 | 523.975 278.816.950,40 |
| ABLIVA AB SE0002575340 | 0,16 | -5,33% -0,01 | | 24.04.24 17:29:55 | 1.582.808 258.060,99 |
| ACADEMEDIA AB NAMN-AKTIER... SE0007897079 | 50,50 | -0,20% -0,10 | | 24.04.24 17:29:58 | 283.573 14.324.108,30 |
| ACRINOVA AB CLASS A SE0015660014 | 8,00 | 5,26% 0,40 | | 24.04.24 17:29:41 | 256 1.946,60 |
| ACRINOVA AB NAMN-AKTIER B... SE0015660030 | 7,52 | -1,57% -0,12 | | 24.04.24 17:05:58 | 130 978,24 |
| ACTIC GROUP AB NAMN-AKTIE... SE0009269467 | 4,59 | 1,32% 0,06 | | 24.04.24 17:24:45 | 26.763 122.171,68 |
| ACTIVE BIOTECH AB SE0001137985 | 0,542 | -1,45% -0,01 | | 24.04.24 17:24:45 | 253.574 136.735,88 |
| ADDLIFE AB SER. B SE0014401378 | 105,20 | 6,21% 6,15 | | 24.04.24 17:29:54 | 263.846 27.415.603,20 |
| ADDNODE GROUP AB SER. B SE0017885767 | 108,00 | -0,55% -0,60 | | 24.04.24 17:29:39 | 275.098 29.755.638,85 |
| ADDTECH AB SER. B SE0014781795 | 240,00 | 2,48% 5,80 | | 24.04.24 17:29:31 | 186.451 44.588.182,00 |
| AFRICA OIL CORP CA00829Q1019 | 18,41 | -0,86% -0,16 | | 24.04.24 17:29:42 | 1.188.019 21.930.720,34 |
| AFRY AB SE0005999836 | 171,50 | 2,94% 4,90 | | 24.04.24 17:29:36 | 342.853 58.907.734,90 |
| ALFA LAVAL AB SE0000695876 | 434,20 | 2,00% 8,50 | | 24.04.24 17:29:51 | 871.609 376.390.184,50 |
| ALIMAK GROUP AB SE0007158910 | 93,30 | -2,61% -2,50 | | 24.04.24 17:29:31 | 72.944 6.918.804,60 |
| ALLEIMA AB NAMN-AKTIER O... SE0017615644 | 69,50 | 0,22% 0,15 | | 24.04.24 17:29:37 | 1.967.652 137.076.226,18 |
| ALLIGATOR BIOSCIENCE AB A... SE0000767188 | 0,92 | -6,50% -0,06 | | 24.04.24 17:29:40 | 2.734.872 2.555.283,40 |
| ALLIGO AB SER. B SE0009922305 | 137,00 | 1,33% 1,80 | | 24.04.24 17:29:33 | 16.866 2.294.197,20 |
| AMBEA AB SE0009663826 | 62,30 | -3,26% -2,10 | | 24.04.24 17:29:34 | 430.092 27.179.901,68 |
| ANNEHEM FASTIGHETER AB NA... SE0015221684 | 16,90 | -2,59% -0,45 | | 24.04.24 17:29:48 | 31.684 541.928,30 |
| ANOTO GROUP AB SE0010415281 | 0,21 | 0,96% 0,00 | | 24.04.24 17:29:38 | 141.987 29.026,70 |
| AQ GROUP AB AKTIER SK 2 SE0000772956 | 610,00 | -0,65% -4,00 | | 24.04.24 17:29:32 | 28.704 17.596.317,00 |

| | | | | | |
|--|----------|------------------|---|----------------------|-------------------------------|
| ARCTIC PAPER SA PLARTPR00012 | 56,95 | -2,65% -1,55 | | 24.04.24 17:29:45 | 17.974 1.034.290,10 |
| ARION BANK HF. NAMN-AKTIE... SE0010413567 | 10,95 | -1,79% -0,20 | | 24.04.24 17:04:44 | 89.195 978.719,65 |
| ARISE AB SE0002095604 | 38,70 | -0,26% -0,10 | | 24.04.24 17:29:39 | 24.746 959.170,40 |
| ARJO AB NAMN-AKTIER B O.N... SE0010468116 | 47,40 | -2,55% -1,24 | | 24.04.24 17:29:45 | 1.385.163 65.810.088,43 |
| ARLA PLAST AB NAMN-AKTIER... SE0015810817 | 43,10 | -4,65% -2,10 | | 24.04.24 17:16:30 | 13.328 594.370,60 |
| ASCELIA PHARMA AB NAMN-AK... SE0010573113 | 9,65 | -23,05% -2,89 | | 24.04.24 17:29:58 | 458.993 5.034.839,24 |
| ASSA ABLOY AB SER. B SE0007100581 | 300,90 | -3,03% -9,40 | | 24.04.24 17:29:55 | 2.573.716 778.877.221,80 |
| ASTRAZENECA PLC GB0009895292 | 1.543,50 | 1,41% 21,50 | █ | 24.04.24 17:29:52 | 341.079 527.103.900,25 |
| ATLAS COPCO AB SER. A SE0017486889 | 192,95 | 8,43% 15,00 | █ | 24.04.24 17:29:45 | 9.289.559 1.756.599.187,76 |
| ATLAS COPCO AB SER. B SE0017486897 | 166,45 | 8,15% 12,55 | █ | 24.04.24 17:29:53 | 4.133.349 668.051.489,14 |
| ATRIUM LJUNGBERG AB SER. ... SE0000191827 | 187,20 | -3,80% -7,40 | | 24.04.24 17:29:47 | 74.659 14.039.757,20 |
| ATTENDO AB NAMN-AKTIER O... SE0007666110 | 43,50 | -7,55% -3,55 | | 24.04.24 17:29:56 | 1.114.889 48.593.634,18 |
| AUTOLIV INC. SDB SE0021309614 | 1.282,80 | 0,33% 4,20 | | 24.04.24 17:29:55 | 80.728 102.865.284,30 |
| AVANZA BANK HOLDING AB SE0012454072 | 230,50 | -1,41% -3,30 | | 24.04.24 17:29:30 | 214.018 49.576.765,50 |
| AXFOOD AB SE0006993770 | 289,00 | -0,14% -0,40 | | 24.04.24 17:29:35 | 256.094 74.046.259,40 |
| B3 CONSULTING GROUP AB SE0008347660 | 76,00 | 0,66% 0,50 | | 24.04.24 17:29:53 | 24.328 1.852.855,60 |
| BACTIGUARD HOLDING AB (PU... SE0005878741 | 68,20 | 0,29% 0,20 | | 24.04.24 15:54:29 | 2.143 146.329,20 |
| BALCO GROUP AB NAMN-AKTIE... SE0010323998 | 41,00 | -2,15% -0,90 | | 24.04.24 17:29:56 | 2.120 76.332,05 |
| BE GROUP AB SE0008321921 | 58,40 | -0,34% -0,20 | | 24.04.24 17:29:57 | 17.863 1.035.306,60 |
| BEIJER ALMA AB SER. B SE0011090547 | 206,00 | 3,52% 7,00 | █ | 24.04.24 17:29:30 | 34.363 6.932.197,90 |
| BEIJER REF AB SER. B SE0015949748 | 162,00 | 4,52% 7,00 | █ | 24.04.24 17:29:43 | 1.687.555 270.842.119,96 |
| BERGMAN & BEVING AB SER. ... SE0000101362 | 224,00 | 3,23% 7,00 | █ | 24.04.24 17:29:35 | 12.216 2.696.104,00 |
| BESQAB AB (PUBL) NAMN-AKT... SE0005991411 | 31,90 | 2,90% 0,90 | █ | 11.04.24 17:06:07 | 4.813 147.037,60 |
| BETTER COLLECTIVE A/S NAV... DK0060952240 | 296,00 | 2,07% 6,00 | █ | 24.04.24 17:29:43 | 32.237 9.494.574,50 |
| BHG GROUP AB SE0010948588 | 17,23 | -4,22% -0,76 | | 24.04.24 17:29:50 | 367.693 6.416.948,93 |
| BICO GROUP AB SER. B SE0013647385 | 44,62 | -6,50% -3,10 | | 24.04.24 17:29:39 | 111.901 5.081.429,56 |
| BILIA AB SER. A SE0009921588 | 127,80 | 1,51% 1,90 | █ | 24.04.24 17:29:43 | 132.717 16.921.609,45 |
| BILLERUD AB | 93,40 | -3,76% | | 24.04.24 | 1.350.035 |

| | | | | | |
|--|--------|-----------------|---|----------------------|-----------------------------|
| SE0000862997 | | -3,65 | | 17:29:30 | 129.334.855,72 |
| BIOARCTIC AB SER. B SE0010323311 | 195,50 | 3,77% 7,10 |  | 24.04.24 17:29:39 | 232.942 44.698.696,35 |
| BIOGAIA AB SER. B SE0017769995 | 114,50 | -2,30% -2,70 | | 24.04.24 17:29:48 | 51.438 5.906.627,90 |
| BIOINVENT INTERNATIONAL A... SE0015244520 | 23,20 | -0,85% -0,20 | | 24.04.24 17:29:54 | 55.571 1.265.454,90 |
| BIOTAGE AB SE0000454746 | 160,70 | -1,35% -2,20 | | 24.04.24 17:29:59 | 84.575 13.672.788,75 |
| BJOERN BORG AB SE0020050805 | 49,80 | 0,40% 0,20 | | 24.04.24 17:29:54 | 10.793 537.431,90 |
| BOLIDEN AB SE0020050417 | 348,30 | 1,49% 5,10 |  | 24.04.24 17:29:54 | 2.204.810 767.511.744,40 |
| BONAVA AB NAMN-AKTIER A (... SE0008091573 | 10,10 | 0,00% 0,00 | | 24.04.24 17:29:56 | 402 3.992,72 |
| BONAVA AB NAMN-AKTIER B (... SE0008091581 | 10,00 | -2,53% -0,26 | | 24.04.24 17:29:36 | 1.120.953 11.059.336,01 |
| BONESUPPORT HOLDING AB SE0009858152 | 243,60 | -0,16% -0,40 | | 24.04.24 17:29:51 | 115.250 28.247.864,30 |
| BONG AB SE0000396061 | 0,866 | -0,23% -0,00 | | 24.04.24 17:10:24 | 29.958 25.999,66 |
| BOOZT AB SE0009888738 | 122,10 | -3,48% -4,40 | | 24.04.24 17:29:42 | 128.345 15.886.738,00 |
| BOULE DIAGNOSTICS AB SE0011231158 | 9,56 | -1,44% -0,14 | | 24.04.24 17:29:43 | 1.521 14.315,64 |
| BRAVIDA HOLDING AB SE0007491303 | 72,65 | 1,89% 1,35 |  | 24.04.24 17:29:38 | 777.744 56.255.574,83 |
| BRINOVA FASTIGHETER AB AK... SE0008347652 | 19,35 | -0,26% -0,05 | | 24.04.24 17:29:49 | 12.587 239.624,60 |
| BTS GROUP AB SER. B SE0000805426 | 347,00 | 2,97% 10,00 |  | 24.04.24 17:29:40 | 3.917 1.363.390,00 |
| BUFAB AB SE0005677135 | 385,40 | -0,41% -1,60 | | 24.04.24 17:29:56 | 66.756 25.855.988,60 |
| BULTEN AB SE0003849223 | 72,70 | -1,49% -1,10 | | 24.04.24 17:29:50 | 41.674 3.033.199,00 |
| BURE EQUITY AB SE0000195810 | 335,60 | 1,39% 4,60 |  | 24.04.24 17:29:57 | 49.191 16.306.892,40 |
| BYGGFAKTA GROUP NORDIC HO... SE0016798581 | 52,00 | 0,39% 0,20 | | 24.04.24 17:29:57 | 4.360 226.649,60 |
| BYGGMAX GROUP AB SE0003303627 | 33,28 | -1,01% -0,34 | | 24.04.24 17:29:48 | 287.404 9.639.308,25 |
| C-RAD AB SER. B SE0002016352 | 38,50 | -2,53% -1,00 | | 24.04.24 17:29:31 | 68.287 2.615.500,05 |
| CALLIDITAS THERAPEUTICS A... SE0010441584 | 100,40 | 0,00% 0,00 | | 24.04.24 17:29:59 | 123.026 12.485.373,10 |
| CAMURUS AB NAMN-AKTIER O.... SE0007692850 | 479,20 | -0,83% -4,00 | | 24.04.24 17:29:48 | 43.927 21.192.186,80 |
| CANTARGIA AB SE0006371126 | 3,57 | -3,51% -0,13 | | 24.04.24 17:29:57 | 285.166 1.014.335,31 |
| CASTELLUM AB SE0000379190 | 127,55 | -3,11% -4,10 | | 24.04.24 17:29:31 | 1.632.212 209.564.482,65 |
| CATELLA AB SER. A SE0000188500 | 27,40 | -8,67% -2,60 | | 24.04.24 17:30:03 | 1 27,40 |
| CATELLA AB SER. B SE0000188518 | 31,00 | 1,97% 0,60 |  | 24.04.24 17:29:49 | 67.538 2.083.838,80 |

| | | | | | |
|--|--------|------------------|---|----------------------|----------------------------|
| CATENA AB SE0001664707 | 488,50 | -2,69% -13,50 | | 24.04.24 17:29:35 | 31.799 15.558.203,00 |
| CATENA MEDIA PLC REG. SHA... MT0001000109 | 9,30 | -0,53% -0,05 | | 24.04.24 17:29:34 | 81.307 759.165,36 |
| CAVOTEC SA CH0136071542 | 15,90 | 1,27% 0,20 | █ | 24.04.24 17:29:33 | 3.164 49.673,35 |
| CELLAVISION AB SE0000683484 | 240,00 | 0,42% 1,00 | | 24.04.24 17:29:51 | 24.951 5.991.437,50 |
| CHRISTIAN BERNER TECH TRA... SE0006143129 | 32,20 | 0,31% 0,10 | | 24.04.24 17:09:51 | 8.658 283.086,30 |
| CIBUS NORDIC REAL ESTATE ... SE0010832204 | 138,25 | -2,30% -3,25 | | 24.04.24 17:29:45 | 222.804 30.991.087,00 |
| CINT GROUP AB NAMN-AKTIER... SE0015483276 | 14,49 | -2,09% -0,31 | | 24.04.24 17:29:51 | 684.471 10.003.782,31 |
| CLAS OHLSON AB SER. B SE0000584948 | 138,60 | -2,19% -3,10 | | 24.04.24 17:29:50 | 85.566 11.943.786,30 |
| CLOETTA AB SER. B SE0002626861 | 16,59 | -0,84% -0,14 | | 24.04.24 17:29:49 | 1.168.940 19.548.709,84 |
| COALA-LIFE GROUP AB SE0017083983 | 0,0173 | 4,85% 0,00 | █ | 21.03.24 17:24:47 | 5.416.340 90.585,76 |
| COINSHARES INTERNATIONAL ... JE00BLD8Y945 | 63,10 | -0,16% -0,10 | | 24.04.24 17:29:33 | 18.522 1.173.801,40 |
| CONCEJO AB CLASS B SE0000236382 | 49,20 | 4,24% 2,00 | █ | 24.04.24 17:22:58 | 18.930 922.526,70 |
| CONCENTRIC AB SE0003950864 | 194,40 | 0,52% 1,00 | | 24.04.24 17:29:41 | 11.123 2.161.582,00 |
| CONCORDIA MARITIME AB SER... SE0000102824 | 9,78 | -% - | | 06.02.24 17:07:41 | 6.218 59.998,82 |
| COOR SERVICE MANAGEMENT H... SE0007158829 | 48,40 | -1,02% -0,50 | | 24.04.24 17:29:53 | 228.768 11.166.154,32 |
| COPPERSTONE RESOURCES AB SE0021148160 | 29,00 | 2,47% 0,70 | █ | 24.04.24 17:29:39 | 116.691 3.347.105,43 |
| COREM PROPERTY GROUP AB SE0010714279 | 8,52 | -6,58% -0,60 | | 24.04.24 17:29:48 | 4.060 35.221,70 |
| COREM PROPERTY GROUP AB N... SE0010714287 | 8,28 | -10,00% -0,92 | | 24.04.24 17:29:44 | 2.459.987 21.060.324,65 |
| COREM PROPERTY GROUP AB N... SE0015961594 | 224,50 | -1,54% -3,50 | | 24.04.24 17:29:52 | 3.846 862.419,50 |
| CREADES AB CLASS A SE0015661236 | 68,35 | -0,15% -0,10 | | 24.04.24 17:29:45 | 78.143 5.350.391,64 |
| CTEK AB NAMN-AKTIER O.N. SE0016798763 | 18,28 | 1,90% 0,34 | █ | 24.04.24 17:29:41 | 11.904 213.055,86 |
| CTT SYSTEMS AB SE0000418923 | 328,00 | 2,82% 9,00 | █ | 24.04.24 17:29:35 | 27.475 8.782.100,00 |