

# OMX STOCKHOLM\_PI

ISIN: SE0000744195 WKN: -

## Overview

2024/04/19 17:35:05	
<b>Price</b>	<b>936.7451</b> SEK
<b>Difference</b>	<span style="color: red;">▼</span> -0.57% (-5.39)
<b>General attributes</b>	
ISIN	SE0000744195
Symbol	-
Country	Sweden
Instruments in index	392
Type of index	-
Security type	Index
<b>Market data</b>	
Open	931.4242 SEK
High	937.2039 SEK
Low	928.0492 SEK
Close (prev. day)	942.1337 SEK
Trading volume (m)	-
Volume (pcs)	-



Information about previous performance does not guarantee future performance.  
Source: FactSet

### Top 5

Name	Price	+ - (%)	Trend
STRAX AB	0.606	+18.82	<span style="color: green;">▲</span>
MOBERG PHA...	30.72	+13.11	<span style="color: green;">▲</span>
FASTATOR A...	0.775	+12.32	<span style="color: green;">▲</span>
COALA-LIFE...	0.0173	+4.85	<span style="color: green;">▲</span>
PROJEKTENG...	10.00	+4.38	<span style="color: green;">▲</span>

Intraday 1w 1m 6m 1y 3y

### Flop 5

Name	Price	+ - (%)	Trend
ONCOPEPTID...	4.00	-11.89	<span style="color: red;">▼</span>
DOMETIC GR...	79.30	-7.31	<span style="color: red;">▼</span>
COPPERSTON...	28.00	-6.67	<span style="color: red;">▼</span>
PROBI AB	207.00	-6.33	<span style="color: red;">▼</span>
ELANDERS A...	103.80	-6.32	<span style="color: red;">▼</span>

Intraday 1w 1m 6m 1y 3y

### Recent research

on market			
Date		Headline	Download
2024/04/03		Global Equity Ratings	<a href="#">Download</a>
2024/04/03		Aktienempfehlungen Global	<a href="#">Download</a>
2024/03/26		Global Strategy 2Q 2024	<a href="#">Download</a>
2024/03/26		Global Strategy 2Q 2024	<a href="#">Download</a>
2024/03/13		Global Equity Ratings	<a href="#">Download</a>

**Futures and Options**

**Related Futures** -

**Related Options** -

# Details

2024/04/19 17:35:05

Price

**936.7451** SEK

Difference ▼ **-0.57%** (-5.39)

## General attributes

ISIN	SE0000744195
Symbol	-
Country	Sweden
Security type	Index
Instruments in index	392

## Market data

Open	931.4242 SEK
High	937.2039 SEK
Low	928.0492 SEK
Close (prev. day)	942.1337 SEK
Trading volume (m)	-
Volume (pcs)	-

## Performance and Risk

	6m	1y	3y
Perf (%)	+21.10%	+9.74%	+2.53%
Perf (abs.)	+163.24	+83.18	+23.15
Beta	-	-	-
Volatility	12.70	13.33	19.00

5y



Information about previous performance does not guarantee future performance.  
Source: FactSet

























## Price data

Ø price 5 days   Ø volume 5 days (pcs.)	941.7259 SEK (0)
Ø price 30 days   Ø volume 30 days (pcs.)	952.8313 SEK (0)
Ø price 100 days   Ø volume 100 days (pcs.)	906.1721 SEK (0)
Ø price 250 days   Ø volume 250 days (pcs.)	853.9154 SEK (0)
YTD High   date	976.0886 SEK (2024/03/27)
YTD Low   date	855.9250 SEK (2024/01/17)
52 Weeks High   date	976.0886 SEK (2024/03/27)
52 Weeks Low   date	746.7801 SEK (2023/10/26)

## Composition

Name ISIN	Price	Diff % Diff +/-	Performance	Date Time	Turnover Pc. Turnover Money
AAK AB SE0011337708	254.80	0.00% 0.00		24/04/19 17:29:45	410,773 104,503,363.80
ABB LTD CH0012221716	535.80	0.71% 3.80		24/04/19 17:29:41	1,109,518 589,441,436.92
ABLIVA AB SE0002575340	0.1596	-1.48% -0.00		24/04/19 17:24:20	627,727 99,462.73
ACADEMEDIA AB NPV SE0007897079	48.45	2.00% 0.95		24/04/19 17:29:47	219,874 10,556,319.09
ACRINOVA AB CLASS A SE0015660014	7.95	0.00% 0.00		24/04/19 17:29:40	50,361 372,834.75
ACRINOVA AB SER'B'NPV SE0015660030	7.48	0.00% 0.00		24/04/19 16:20:10	10,916 81,557.86
ACTIC GROUP AB NPV SE0009269467	4.45	1.83% 0.08		24/04/19 17:19:14	873 3,980.13
ACTIVE BIOTECH AB SE0001137985	0.553	0.55% 0.00		24/04/19 17:19:25	403,159 213,538.06
ADDLIFE AB SER. B SE0014401378	98.20	0.41% 0.40		24/04/19 17:29:31	53,632 5,235,233.76
ADDNODE GROUP AB SER. B SE0017885767	116.20	-0.51% -0.60		24/04/19 17:29:35	102,137 11,832,981.15
ADDTECH AB SER. B SE0014781795	228.20	-0.52% -1.20		24/04/19 17:29:53	210,375 47,792,703.10
AFRICA OIL CORP CA00829Q1019	19.22	-2.14% -0.42		24/04/19 17:29:57	814,989 15,819,662.30
AFRY AB SE0005999836	163.30	-1.33% -2.20		24/04/19 17:29:52	91,248 14,859,662.60
ALFA LAVAL AB SE0000695876	420.50	-0.17% -0.70		24/04/19 17:29:41	483,416 203,120,125.55
ALIMAK GROUP AB SE0007158910	94.40	0.00% 0.00		24/04/19 17:29:55	42,352 3,938,271.20
ALLEIMA AB NPV SE0017615644	74.25	-0.34% -0.25		24/04/19 17:29:32	334,844 24,673,646.32
ALLIGATOR BIOSCIENCE NPV SE0000767188	1.018	-2.12% -0.02		24/04/19 17:29:30	597,748 611,121.02
ALLIGO AB SER. B SE0009922305	133.80	-0.74% -1.00		24/04/19 17:29:43	11,954 1,578,922.40
AMBEA AB SE0009663826	63.95	1.67% 1.05		24/04/19 17:29:30	165,579 10,409,444.53
ANNEHEM FASTIGHETER AB SE... SE0015221684	17.15	0.59% 0.10		24/04/19 17:29:30	5,692 94,361.81
ANOTO GROUP AB SE0010415281	0.211	-4.09% -0.01		24/04/19 17:29:47	501,599 106,910.17
AQ GROUP AB NPV SE0000772956	584.00	3.00% 17.00		24/04/19 17:29:36	44,782 25,661,433.00
ARCTIC PAPER SA PLARTPR00012	57.25	2.23% 1.25		24/04/19 17:23:54	13,958 797,872.75

ARION BANK SDR EACH REP 1... SE0010413567	10.70	-1.83% -0.20		24/04/19 17:29:50	33,440 363,003.05
ARISE AB SE0002095604	38.20	0.00% 0.00		24/04/19 17:29:32	41,937 1,595,275.98
ARJO AB SER'B'NPV SE0010468116	46.40	-1.86% -0.88		24/04/19 17:29:33	877,062 40,868,171.34
ARLA PLAST AB NPV SE0015810817	43.90	-0.90% -0.40		24/04/19 17:23:20	25,119 1,102,150.50
ASCELIA PHARMA AB NPV SE0010573113	13.18	-5.04% -0.70		24/04/19 17:29:45	103,820 1,385,026.36
ASSA ABLOY AB SER. B SE0007100581	305.40	0.13% 0.40		24/04/19 17:29:52	1,754,133 534,302,862.20
ASTRAZENECA PLC GB0009895292	1,494.50	-0.17% -2.50		24/04/19 17:29:53	230,033 342,719,586.75
ATLAS COPCO AB SER. A SE0017486889	179.45	-1.75% -3.20		24/04/19 17:29:38	3,845,665 690,967,797.08
ATLAS COPCO AB SER. B SE0017486897	155.60	-2.38% -3.80		24/04/19 17:29:36	2,246,581 351,122,368.43
ATRIUM LJUNGBERG AB SER. ... SE0000191827	187.80	0.64% 1.20		24/04/19 17:29:37	50,796 9,478,381.80
ATTENDO AB NPV SE0007666110	47.65	1.38% 0.65		24/04/19 17:29:49	240,725 11,337,197.48
AUTOLIV INC. SDB SE0021309614	1,257.00	-0.43% -5.40		24/04/19 17:29:54	65,324 81,935,958.40
AVANZA BANK HOLDING AB SE0012454072	235.00	2.62% 6.00		24/04/19 17:29:40	622,127 144,110,710.35
AXFOOD AB SE0006993770	289.60	0.56% 1.60		24/04/19 17:29:45	170,614 49,073,160.30
B3 CONSULTING GROUP AB SE0008347660	76.10	-2.93% -2.30		24/04/19 17:29:55	11,216 872,580.00
BACTIGUARD HOLDING AB SER... SE0005878741	69.00	3.60% 2.40		24/04/19 17:29:39	47,179 3,254,067.00
BALCO GROUP AB NPV SE0010323998	42.30	-0.59% -0.25		24/04/19 17:29:54	7,785 325,061.55
BE GROUP AB SE0008321921	56.40	-0.53% -0.30		24/04/19 17:29:51	18,474 1,038,283.10
BEIJER ALMA AB SER. B SE0011090547	192.60	-3.31% -6.60		24/04/19 17:29:30	73,868 14,283,761.62
BEIJER REF AB SER. B SE0015949748	140.60	-1.33% -1.90		24/04/19 17:29:36	422,098 59,381,834.59
BERGMAN & BEVING AB SER. ... SE0000101362	212.00	1.68% 3.50		24/04/19 17:29:38	4,603 971,981.50
BESQAB AB NPV SE0005991411	31.90	2.90% 0.90		24/04/11 17:06:07	4,813 147,037.60
BETTER COLLECTIVE A/S EUR... DK0060952240	276.50	-2.30% -6.50		24/04/19 17:29:48	52,484 14,515,682.25
BHG GROUP AB SE0010948588	17.71	-2.37% -0.43		24/04/19 17:29:55	327,112 5,721,818.70
BICO GROUP AB SER. B SE0013647385	44.24	-1.73% -0.78		24/04/19 17:29:51	157,314 6,905,038.82
BILIA AB SER. A SE0009921588	123.60	-1.36% -1.70		24/04/19 17:29:51	40,216 4,885,968.15
BILLERUD AB SE0000862997	98.75	0.00% 0.00		24/04/19 17:29:50	501,526 49,432,080.68
BIOARCTIC AB SER. B	196.70	1.50%		24/04/19	99,139

SE0010323311		2.90		17:29:55	19,162,166.05
BIOGAIA AB SER. B SE0017769995	119.50	0.84% 1.00		24/04/19 17:29:52	60,228 7,108,651.00
BIOINVENT INTERNATIONAL A... SE0015244520	23.70	-1.04% -0.25		24/04/19 17:29:41	111,372 2,585,425.40
BIOTAGE AB SE0000454746	158.50	-3.06% -5.00		24/04/19 17:29:59	107,883 17,099,390.90
BJÖRN BORG AB SE0020050805	49.60	1.22% 0.60		24/04/19 17:29:34	21,391 1,033,238.90
BOLIDEN AB SE0020050417	346.20	-0.89% -3.10		24/04/19 17:29:46	1,287,852 445,356,820.75
BONAVA AB SER'A'NPV SE0008091573	10.50	0.48% 0.05		24/04/19 15:00:04	956 10,038.00
BONAVA AB SER'B'NPV SE0008091581	10.56	-0.75% -0.08		24/04/19 17:29:43	774,528 8,103,967.61
BONESUPPORT HOLDING AB SE0009858152	246.60	3.79% 9.00		24/04/19 17:29:33	111,139 26,832,193.90
BONG AB SE0000396061	0.854	-1.84% -0.02		24/04/19 16:38:03	14,442 11,988.98
BOOZT AB SE0009888738	126.80	-1.01% -1.30		24/04/19 17:29:59	36,336 4,599,411.65
BOULE DIAGNOSTICS AB SE0011231158	9.86	-0.20% -0.02		24/04/19 17:29:57	3,085 29,806.68
BRAVIDA HOLDING AB SE0007491303	69.95	-0.78% -0.55		24/04/19 17:29:52	2,892,889 198,863,083.88
BRINOVA FASTIGHETER AB SE... SE0008347652	19.40	0.00% 0.00		24/04/19 15:32:02	12,126 238,213.35
BTS GROUP AB SER. B SE0000805426	324.00	0.62% 2.00		24/04/19 17:29:41	3,166 1,013,348.00
BUFAB AB SE0005677135	379.20	-1.10% -4.20		24/04/19 17:29:32	17,989 6,820,194.80
BULTEN AB SE0003849223	72.00	0.00% 0.00		24/04/19 17:29:32	22,847 1,637,260.30
BURE EQUITY AB SE0000195810	323.00	-0.37% -1.20		24/04/19 17:29:31	28,773 9,174,915.20
BYGGFAKTA GROUP NORDIC HO... SE0016798581	51.90	-0.19% -0.10		24/04/19 17:29:47	1,621 83,967.20
BYGGMAX GROUP AB SE0003303627	33.48	-1.88% -0.64		24/04/19 17:29:33	120,640 4,046,267.68
C-RAD AB SER. B SE0002016352	40.10	0.25% 0.10		24/04/19 17:24:57	22,791 903,765.50
CALLIDITAS THERAPEUTICS A... SE0010441584	100.50	-1.47% -1.50		24/04/19 17:29:42	67,039 6,723,067.05
CAMURUS AB NPV SE0007692850	485.00	2.41% 11.40		24/04/19 17:29:47	50,547 24,214,574.20
CANTARGIA AB SE0006371126	3.728	-1.95% -0.07		24/04/19 17:29:50	267,532 992,426.48
CASTELLUM AB SE0000379190	128.80	0.08% 0.10		24/04/19 17:29:54	639,187 82,094,793.82
CATELLA AB SER. A SE0000188500	30.60	0.00% 0.00		24/04/19 17:32:29	3 85.40
CATELLA AB SER. B SE0000188518	30.60	0.82% 0.25		24/04/19 17:29:40	70,633 2,150,442.30
CATENA AB SE0001664707	490.50	-0.71% -3.50		24/04/19 17:29:38	33,321 16,317,539.75

CATENA MEDIA P.L.C EURO.0... MT0001000109	9.28	-3.13% -0.30		24/04/19 17:29:50	115,820 1,081,051.07
CAVOTEC SA CH0136071542	16.05	2.88% 0.45	█	24/04/19 16:51:12	15,698 247,312.30
CELLAVISION AB SE0000683484	224.50	2.05% 4.50	█	24/04/19 17:29:48	6,409 1,414,716.75
CHRISTIAN BERNER TECH TRA... SE0006143129	32.70	-4.66% -1.60		24/04/19 17:19:19	17,424 581,179.30
CIBUS NORDIC REAL ESTATE ... SE0010832204	138.40	0.11% 0.15		24/04/19 17:29:58	105,795 14,525,050.20
CINT GROUP AB NPV SE0015483276	14.05	-0.92% -0.13		24/04/19 17:29:56	242,909 3,354,631.69
CLAS OHLSON AB SER. B SE0000584948	136.90	-1.93% -2.70		24/04/19 17:29:34	131,308 17,943,159.46
CLOETTA AB SER. B SE0002626861	17.07	1.61% 0.27	█	24/04/19 17:29:45	1,667,408 28,139,794.82
COALA-LIFE GROUP AB SE0017083983	0.0173	4.85% 0.00	█	24/03/21 17:24:47	5,416,340 90,585.76
COINSHARES INTERNATIONAL ... JE00BLD8Y945	59.10	1.20% 0.70	█	24/04/19 17:29:42	26,360 1,539,074.20
CONCEJO AB CLASS B SE0000236382	47.40	1.94% 0.90	█	24/04/19 17:23:02	5,178 240,022.30
CONCENTRIC AB SE0003950864	190.00	-0.73% -1.40		24/04/19 17:29:58	45,586 8,617,391.00
CONCORDIA MARITIME AB SER... SE0000102824	9.78	-% -		24/02/06 17:07:41	6,218 59,998.82
COOR SERVICE MANAGEMENT H... SE0007158829	48.24	0.88% 0.42	█	24/04/19 17:29:41	113,955 5,425,573.18
COPPERSTONE RESOURCES AB SE0021148160	28.00	-6.67% -2.00		24/04/19 17:29:47	851,408 24,769,605.65
COREM PROPERTY GRP SE0010714279	9.06	-0.22% -0.02		24/04/19 17:29:37	14,264 126,771.66
COREM PROPERTY GRP SER'B'... SE0010714287	9.30	2.76% 0.25	█	24/04/19 17:29:41	1,241,534 11,363,394.99
COREM PROPERTY GRP SER'D'... SE0015961594	223.00	0.22% 0.50		24/04/19 17:29:44	3,396 757,162.00
CREADES AB CLASS A SE0015661236	66.15	-0.08% -0.05		24/04/19 17:29:41	143,911 9,466,799.80
CTEK AB NPV SE0016798763	17.86	-0.22% -0.04		24/04/19 17:29:52	15,027 266,834.96
CTT SYSTEMS AB SE0000418923	318.00	-3.05% -10.00		24/04/19 17:29:37	10,617 3,381,778.00
DEDICARE AB SER. B SE0003909282	99.90	-0.30% -0.30		24/04/19 17:29:49	11,179 1,110,076.80