

OMX STOCKHOLM_PI

ISIN: SE0000744195

WKN: -

Overview

2022/08/05 17:35:07

Price

802.4037 SEKDifference  -1.71% (-13.95)

General attributes

ISIN	SE0000744195
Symbol	-
Country	Sweden
Instruments in index	383
Type of index	-
Security type	Index

Market data

Open	818.8892 SEK
High	820.6670 SEK
Low	802.3515 SEK
Close (prev. day)	816.3512 SEK
Trading volume (m)	-
Volume (pcs)	-

Top 5

Name 	Price	+ - (%)	Trend 
K2A KNAUST...	21.80	+29.76	
MANGOLD AB	3,900.00	+10.48	
ONCOPEPTID...	42.50	+10.39	
CTEK AB NP...	95.30	+6.96	
SENZIME AB...	15.48	+5.31	

Intraday 1w 1m 6m 1y 3y

Flop 5

Name 	Price	+ - (%) 	Trend 
ORRÖN ENER...	15.00	-11.43	
B3 CONSULT...	123.50	-11.15	
IMMUNOVIA ...	38.54	-9.91	
CLAS OHLSO...	101.00	-9.58	
READLY INT...	8.10	-7.95	

Intraday 1w 1m 6m 1y 3y











5y



Information about previous performance does not guarantee future performance.

Source: FactSet

Recent research

on market		
Date	Headline	Download
2022/07/25	 Aktienempfehlungen Global	
2022/07/19	 Aktienempfehlungen Global	
2022/07/19	 Baltics Outlook Steering economies through diffi...	
2022/06/29	 Global Equity Ratings	
2022/06/29	 Aktienempfehlungen Global	

Futures and Options

Related Futures -

Related Options -

Details

2022/08/05 17:35:07

Price

802.4037 SEKDifference  -1.71% (-13.95)

General attributes

ISIN SE0000744195

Symbol -

Country Sweden

Security type Index

Instruments in index 383

Market data

Open 818.8892 SEK

High 820.6670 SEK

Low 802.3515 SEK

Close (prev. day) 816.3512 SEK

Trading volume (m) -

Volume (pcs) -

Performance and Risk

	6m	1y	3y
Perf (%)	-12.90%	-20.06%	+35.49%
Perf (abs.)	-118.82	-201.34	+210.19
Beta	-	-	-
Volatility	25.73	22.51	22.31
















Information about previous performance does not guarantee future performance.
Source: FactSet

Price data

Ø price 5 days Ø volume 5 days (pcs.)	809.2593 SEK (0)
Ø price 30 days Ø volume 30 days (pcs.)	776.5522 SEK (0)
Ø price 100 days Ø volume 100 days (pcs.)	819.3155 SEK (0)
Ø price 250 days Ø volume 250 days (pcs.)	904.9718 SEK (0)
YTD High date	1,051.4533 SEK (2022/01/04)
YTD Low date	726.3787 SEK (2022/07/01)
52 Weeks High date	1,051.4533 SEK (2022/01/04)
52 Weeks Low date	726.3787 SEK (2022/07/01)

Composition

Name ISIN	Price	Diff % Diff +/-	Performance	Date Time	Turnover Pc. Turnover Money
AAK AB SE0011337708	174.65	-1.27% -2.25		22/08/05 17:29:53	112,193 19,076,007.40
ABB LTD CH0012221716	301.30	-1.21% -3.70		22/08/05 17:29:54	351,728 106,749,262.40
ABLIVA AB SE0002575340	0.254	-3.42% -0.01		22/08/05 17:22:11	612,332 158,356.87
ACADEMEDIA AB NPV SE0007897079	48.12	-2.39% -1.18		22/08/05 17:29:46	88,998 4,309,443.01
ACTIC GROUP AB NPV SE0009269467	8.98	0.22% 0.02		22/08/05 15:51:14	56,207 491,462.68
ACTIVE BIOTECH AB SE0001137985	1.318	-0.30% -0.00		22/08/05 17:29:35	994,216 1,351,227.74
ADDLIFE AB SER. B SE0014401378	164.40	-4.86% -8.40		22/08/05 17:29:34	70,518 11,741,904.00
ADDNODE GROUP AB SER. B SE0017885767	103.30	-3.46% -3.70		22/08/05 17:29:59	57,367 6,027,663.90
ADDTECH AB SER. B SE0014781795	165.30	-3.28% -5.60		22/08/05 17:29:55	178,278 29,948,608.60
AFRICA OIL CORP CA00829Q1019	18.57	0.22% 0.04		22/08/05 17:29:48	1,279,748 23,419,065.71
AFRY AB SE0005999836	146.20	-3.94% -6.00		22/08/05 17:29:46	137,009 20,364,455.00
ALFA LAVAL AB SE0000695876	283.80	-3.86% -11.40		22/08/05 17:29:55	638,427 182,891,800.10
ALIMAK GROUP AB SE0007158910	91.10	-2.04% -1.90		22/08/05 17:29:53	31,914 2,954,861.10
ALLIGATOR BIOSCIENCE NPV SE0000767188	1.95	-2.50% -0.05		22/08/05 17:14:15	75,906 147,504.92
ALLIGO AB SER. B SE0009922305	103.40	-0.96% -1.00		22/08/05 17:24:56	1,724 178,768.60
AMBEA AB SE0009663826	48.86	-1.29% -0.64		22/08/05 17:29:41	34,548 1,693,747.29
ANNEHEM FASTIGHETER AB SE... SE0015221684	29.55	0.17% 0.05		22/08/05 17:29:39	8,420 240,199.85
ANOTO GROUP AB SE0010415281	0.588	1.03% 0.01		22/08/05 17:21:13	295,223 173,360.15
AQ GROUP AB NPV SE0000772956	271.00	0.37% 1.00		22/08/05 17:29:51	2,296 620,190.50
ARCTIC PAPER SA PLARTPR00012	40.75	-2.40% -1.00		22/08/05 17:29:42	174,559 7,071,557.35
ARION BANK SDR EACH REP 1... SE0010413567	12.84	0.94% 0.12		22/08/05 17:23:45	117,327 1,501,092.42
ARISE AB SE0002095604	57.70	-3.03% -1.80		22/08/05 17:29:54	86,708 5,047,796.80
ARJO AB SER'B'NPV SE0010468116	53.95	-4.17% -2.35		22/08/05 17:29:59	272,216 14,966,766.80

ARLA PLAST AB NPV SE0015810817	45.65	4.58% 2.00		22/08/05 16:49:22	315 14,173.20
ASCELIA PHARMA AB NPV SE0010573113	24.20	2.11% 0.50		22/08/05 17:29:55	40,303 961,604.80
ASSA ABLOY AB SER. B SE0007100581	229.10	-4.26% -10.20		22/08/05 17:29:43	1,560,265 360,272,520.45
ASTRAZENECA PLC GB0009895292	1,347.00	1.43% 19.00		22/08/05 17:29:44	389,222 522,836,925.50
ATLAS COPCO AB SER. A SE0017486889	114.44	-2.20% -2.58		22/08/05 17:29:43	2,601,631 300,502,276.06
ATLAS COPCO AB SER. B SE0017486897	102.68	-2.67% -2.82		22/08/05 17:29:37	2,095,577 218,044,567.93
ATRIUM LJUNGBERG AB SER. ... SE0000191827	145.70	-1.75% -2.60		22/08/05 17:29:48	28,455 4,198,838.40
ATTENDO AB NPV SE0007666110	23.80	-1.00% -0.24		22/08/05 17:29:47	84,818 2,027,281.48
ATVEXA AB SER'B'NPV SE0010599704	87.40	0.23% 0.20		22/08/05 17:16:09	10,031 876,590.00
AUTOLIV INC. SDB SE0000382335	805.40	-2.92% -24.20		22/08/05 17:29:30	295,682 241,032,667.30
AVANZA BANK HOLDING AB SE0012454072	187.00	-4.88% -9.60		22/08/05 17:29:33	494,397 94,586,395.01
AXFOOD AB SE0006993770	315.70	-1.65% -5.30		22/08/05 17:29:37	172,403 54,742,153.85
B3 CONSULTING GROUP AB SE0008347660	123.50	-11.15% -15.50		22/08/05 17:29:47	81,709 10,583,641.00
BACTIGUARD HOLDING AB SER... SE0005878741	124.60	-0.16% -0.20		22/08/05 17:29:32	7,183 910,270.40
BALCO GROUP AB NPV SE0010323998	64.40	-1.98% -1.30		22/08/05 17:29:50	4,428 285,639.80
BE GROUP AB SE0008321921	133.20	1.22% 1.60		22/08/05 17:29:58	31,763 4,208,247.20
BEIJER ALMA AB SER. B SE0011090547	195.40	-1.91% -3.80		22/08/05 17:29:46	12,801 2,481,665.30
BEIJER ELECTRONICS GROUP ... SE0000671711	68.00	-2.58% -1.80		22/08/05 17:24:52	5,705 392,130.40
BEIJER REF AB SER. B SE0015949748	153.10	-2.36% -3.70		22/08/05 17:29:57	184,088 28,554,882.70
BERGMAN & BEVING AB SER. ... SE0000101362	102.80	-1.91% -2.00		22/08/05 17:29:44	11,186 1,149,292.70
BERGS TIMBER AB SER. B SE0018012932	45.20	-1.95% -0.90		22/08/05 17:29:47	32,694 1,475,379.20
BESQAB AB NPV SE0005991411	101.00	1.00% 1.00		22/08/05 16:47:47	811 83,893.50
BETSSON AB SER. B SE0017767742	68.09	-0.95% -0.65		22/08/05 17:29:46	166,196 11,359,036.06
BETTER COLLECTIVE A/S EUR... DK0060952240	154.40	-3.74% -6.00		22/08/05 17:29:49	36,770 5,809,748.45
BHG GROUP AB SE0010948588	32.42	-2.76% -0.92		22/08/05 17:29:39	1,430,962 47,148,253.73
BICO GROUP AB SER. B SE0013647385	46.00	-5.19% -2.52		22/08/05 17:29:59	576,686 26,826,968.31
BILIA AB SER. A SE0009921588	138.00	-1.00% -1.40		22/08/05 17:29:42	52,901 7,361,378.90
BILLERUDKORSNÄS AB	130.15	-1.25%		22/08/05	379,365

SE0000862997		-1.65		17:29:43	49,695,660.86
BIOARCTIC AB SER'B'NPV SE0010323311	100.60	-1.95% -2.00		22/08/05 17:29:36	130,107 13,057,336.35
BIOGAIA AB SER. B SE0017769995	92.20	-1.61% -1.51		22/08/05 17:29:54	38,580 3,578,398.30
BIOINVENT INTERNATIONAL A... SE0015244520	47.65	-1.04% -0.50		22/08/05 17:29:45	41,711 2,004,491.30
BIOTAGE AB SE0000454746	200.20	-3.19% -6.60		22/08/05 17:29:57	22,568 4,557,238.10
BJÖRN BORG AB SE0017766520	39.00	-1.27% -0.50		22/08/05 17:29:42	13,358 520,903.35
BOLIDEN AB SE0017768716	337.55	2.46% 8.10	█	22/08/05 17:29:33	1,105,611 369,605,162.25
BONAVA AB SER'A'NPV SE0008091573	38.90	2.37% 0.90	█	22/08/05 17:29:51	460 5,058.00
BONAVA AB SER'B'NPV SE0008091581	36.64	-1.51% -0.56		22/08/05 17:29:31	243,790 8,971,924.00
BONESUPPORT HOLDING AB SE0009858152	68.70	-3.17% -2.25		22/08/05 17:29:59	118,918 8,257,485.35
BONG AB SE0000396061	1.042	-0.57% -0.01		22/08/05 16:43:19	223,149 233,772.41
BOOZT AB SE0009888738	69.55	-2.93% -2.10		22/08/05 17:29:52	151,896 10,816,599.60
BOULE DIAGNOSTICS AB SE0011231158	26.00	-2.26% -0.60		22/08/05 17:29:35	12,056 318,619.20
BRAVIDA HOLDING AB SE0007491303	94.60	-2.52% -2.45		22/08/05 17:29:59	49,390 4,718,706.85
BRINOVA FASTIGHETER AB SE... SE0008347652	28.10	-1.40% -0.40		22/08/05 17:29:36	9,431 274,450.50
BTS GROUP AB SER. B SE0000805426	343.00	-2.70% -9.50		22/08/05 17:29:40	4,227 1,433,611.00
BUFAB AB SE0005677135	295.00	-4.84% -15.00		22/08/05 17:29:31	43,216 13,098,279.50
BULTEN AB SE0003849223	70.90	-1.94% -1.40		22/08/05 17:29:58	24,063 1,715,781.50
BURE EQUITY AB SE0000195810	251.60	-6.05% -16.20		22/08/05 17:29:35	77,297 20,036,084.40
BYGGFAKTA GROUP NORDIC HO... SE0016798581	36.14	-4.64% -1.76		22/08/05 17:29:40	64,017 2,360,921.14
BYGGMAX GROUP AB SE0003303627	46.82	-1.72% -0.82		22/08/05 17:29:45	106,113 5,022,235.52
C-RAD AB SER. B SE0002016352	37.55	-4.21% -1.65		22/08/05 17:29:31	30,722 1,173,329.45
CALLIDITAS THERAPEUTICS A... SE0010441584	108.70	-0.28% -0.30		22/08/05 17:29:36	331,898 35,854,081.30
CAMURUS AB NPV SE0007692850	231.60	-4.22% -10.20		22/08/05 17:29:52	66,672 15,732,567.60
CANTARGIA AB SE0006371126	5.21	1.36% 0.07	█	22/08/05 17:29:54	4,046,286 20,786,378.58
CARY GROUP HOLDING AB NPV SE0016609671	64.80	3.43% 2.15	█	22/08/05 17:29:33	409,730 26,118,171.96
CASTELLUM AB SE0000379190	149.90	-3.88% -6.05		22/08/05 17:29:53	947,613 144,159,946.04
CATELLA AB SER. A SE0000188500	36.00	8.43% 2.80	█	22/08/02 17:29:46	5 180.00

CATELLA AB SER. B SE0000188518	34.25	-0.44% -0.15		22/08/05 17:29:42	28,699 978,157.15
CATENA AB SE0001664707	426.80	-4.09% -18.20		22/08/05 17:29:32	19,011 8,266,063.50
CATENA MEDIA P.L.C EURO.0... MT0001000109	34.72	0.06% 0.02		22/08/05 17:29:33	296,069 10,269,918.30
CAVOTEC SA CH0136071542	18.30	-0.27% -0.05		22/08/05 17:29:30	6,617 104,775.40
CELLAVISION AB SE0000683484	351.00	-1.68% -6.00		22/08/05 17:29:44	8,991 3,169,636.00
CHRISTIAN BERNER TECH TRA... SE0006143129	22.40	0.00% 0.00		22/08/05 16:01:39	1,593 35,669.90
CIBUS NORDIC REAL ESTATE ... SE0010832204	178.65	-1.87% -3.40		22/08/05 17:29:34	104,449 18,911,333.78
CINT GROUP AB NPV SE0015483276	70.60	-0.91% -0.65		22/08/05 17:29:37	254,919 18,169,735.44
CLAS OHLSON AB SER. B SE0000584948	101.00	-9.58% -10.70		22/08/05 17:29:41	923,561 94,385,629.30
CLOETTA AB SER. B SE0002626861	20.06	-0.59% -0.12		22/08/05 17:29:52	461,058 9,314,358.30
COALA-LIFE GROUP AB SE0017083983	2.9555	-0.47% -0.01		22/08/05 17:22:24	194,132 569,805.75
COLLECTOR AB SE0007048020	35.26	-1.34% -0.48		22/08/05 17:29:53	152,770 5,473,597.36
CONCEJO AB CLASS B SE0000236382	36.40	-1.62% -0.60		22/08/05 16:33:31	1,576 57,671.40
CONCENTRIC AB SE0003950864	201.00	-2.90% -6.00		22/08/05 17:29:48	21,749 4,416,762.90
CONCORDIA MARITIME AB SER... SE0000102824	7.16	1.13% 0.08		22/08/05 16:33:57	20,348 145,278.44
COOR SERVICE MANAGEMENT H... SE0007158829	78.90	-1.62% -1.30		22/08/05 17:29:55	53,964 4,280,949.85
COREM PROPERTY GRP SE0010714279	14.30	-2.05% -0.30		22/08/05 17:29:31	6,442 96,535.20
COREM PROPERTY GRP SER'B'... SE0010714287	12.94	-1.52% -0.20		22/08/05 17:29:46	786,101 10,273,323.96
COREM PROPERTY GRP SER'D'... SE0015961594	251.00	-1.95% -5.00		22/08/05 17:29:58	3,552 893,562.00
CREADES AB CLASS A SE0015661236	88.65	-3.80% -3.50		22/08/05 17:29:31	63,801 5,779,378.05
CTEK AB NPV SE0016798763	95.30	6.96% 6.20		22/08/05 17:29:42	127,537 12,065,020.64
CTT SYSTEMS AB SE0000418923	209.50	-1.87% -4.00		22/08/05 17:29:42	4,953 1,028,895.00