

## SGL CARBON SE

ISIN: DE0007235301 WKN: 723530

## Overview

2024/04/26 08:02:04

Price  
6.76 EURDifference  -1.89% (-0.13)

## General attributes

ISIN	DE0007235301
Symbol	SGL
Exchange	Berlin
Currency	EUR
Sector	Chemical / Pharmaceutical / Health
Security type	Stock
Market cap (m)	851 EUR
Benchmark	GERMANY DAX

## Market data

Bid (Bid size)	-
Ask (Ask size)	-
Open	6.76 EUR
High	6.76 EUR
Low	6.76 EUR
Close (prev. day)	6.89 EUR
VWAP	-
Volume (pcs)	0
Trading volume	0.00
Number of trades	2
Last size	0

## Futures and Options










Related Futures	-
Related Options	617

5y



Information about previous performance does not guarantee future performance.  
Source: FactSet

## Recent research

on sector		on market	
Date		Headline	Download
2024/04/26		Global Equity Ratings	
2024/04/26		Aktienempfehlungen Global	
2024/04/15		Aktienempfehlungen Österreich	
2024/04/03		Global Equity Ratings	
2024/04/03		Aktienempfehlungen Global	

## Details

2024/04/26 08:02:04

## Price

6.76 EUR

Difference ▼ -1.89% (-0.13)

## General attributes

ISIN	DE0007235301
Symbol	SGL
Exchange	Berlin
Currency	EUR
Sector	Chemical / Pharmaceutical / Health
Security type	Stock
Market cap (m)	851 EUR
Benchmark	GERMANY DAX

## Market data

Bid (Bid size)	-
Ask (Ask size)	-
Open	6.76 EUR
High	6.76 EUR
Low	6.76 EUR
Close (prev. day)	6.89 EUR
VWAP	-
Volume (pcs)	0
Trading volume	0.00
Number of trades	2
Last size	0

## Performance and Risk

	6m	1y	3y
Perf (%)	+18.18%	-20.39%	+18.59%
Perf (abs.)	+1.06	-1.77	+1.08
Beta	1.26	1.08	1.31
Volatility	28.53	28.55	45.93

5y



Information about previous performance does not guarantee future performance.  
Source: FactSet

## Price data

Ø price 5 days   Ø volume 5 days (pcs.)	6.93 EUR (0)
Ø price 30 days   Ø volume 30 days (pcs.)	6.74 EUR (45)
Ø price 100 days   Ø volume 100 days (pcs.)	6.31 EUR (40)
Ø price 250 days   Ø volume 250 days (pcs.)	6.91 EUR (37)
YTD High   date	7.35 EUR (2024/04/11)
YTD Low   date	5.82 EUR (2024/01/23)
52 Weeks High   date	9.34 EUR (2023/05/19)
52 Weeks Low   date	5.65 EUR (2023/10/26)

## Arbitrage views

Exchange	Date	Time	Price	Trading volume (mio.)	Number of trades
Xetra	2024/04/26	17:35	6.96 EUR	0.75	255
Vienna Stock Exchange	2024/04/26	17:32	6.98 EUR	0.00	2
Tradegate	2024/04/26	22:26	6.96 EUR	0.16	50
Stuttgart	2024/04/26	21:45	6.92 EUR	0.01	61
Munich	2024/04/26	08:02	6.80 EUR	0.00	2

	04/26					
London Stock Exchange European Trade Reporting	2024/ 04/26	17:30	6.985 EUR	0.00		2
Hanover	2024/ 04/26	13:19	6.91 EUR	0.00		2
Hamburg	2024/ 04/26	09:36	6.84 EUR	0.01		2
Frankfurt	2024/ 04/26	09:15	6.84 EUR	0.00		3
FINRA other OTC Issues	2024/ 04/10	21:59	8.13 USD	0.00		2
Duesseldorf	2024/ 04/26	19:32	6.94 EUR	0.00		7
Berlin	2024/ 04/26	08:02	6.76 EUR	0.00		2

# Company profile

## Company Logo



### Contact Details

SGL CARBON SE

--

Söhnleinstrasse 8 - 65201 Wiesbaden

Telefon: +49-611-6029-0

Fax: +49-611-6029-305

E-mail: info@sglcarbon.com

## Company Profile

-

### Members of Management Board

Torsten Derr	Chairman of Managing Board
--------------	----------------------------

Thomas Dippold	Member of Executive Committee
----------------	-------------------------------

### Board of directors

Frank Richter	Chairman of Supervisory Board
---------------	-------------------------------

Axel Hemleb	Member of Supervisory Board
-------------	-----------------------------

Bamberger Kathrin	Member of Supervisory Board
-------------------	-----------------------------

Dieter Züllighofen	Member of Supervisory Board
--------------------	-----------------------------

Edwin Eichler	Member of Supervisory Board
---------------	-----------------------------

Georg Denoke	Member of Supervisory Board
--------------	-----------------------------

Ingeborg Neumann	Member of Supervisory Board
------------------	-----------------------------

Markus Stettberger	Member of Supervisory Board
--------------------	-----------------------------