

## SGL CARBON SE

ISIN:

DE0007235301

WKN: 723530

## Overview

2022/09/30 08:02:33

Price

5.74 EUR

Difference  -2.63% (-0.16)

## General attributes

ISIN	DE0007235301
Symbol	SGL
Exchange	Berlin
Currency	EUR
Sector	Chemical / Pharmaceutical / Health
Security type	Stock
Market cap (m)	734 EUR
Benchmark	GERMANY DAX

## Market data

Bid (Bid size)	-
Ask (Ask size)	-
Open	5.74 EUR
High	5.74 EUR
Low	5.74 EUR
Close (prev. day)	5.895 EUR
VWAP	-
Volume (pcs)	0
Trading volume	0.00
Number of trades	1
Last size	0

## Futures and Options

Related Futures	-
Related Options	721







5y



Information about previous performance does not guarantee future performance.

Source: FactSet

## Recent research

on sector		on market	
Date		Headline	Download
2022/09/26		Global Equity Ratings	
2022/09/26		Aktienempfehlungen Global	
2022/09/23		Equity Weekly	
2022/09/19		Aktienempfehlungen Österreich	
2022/09/16		Equity Weekly	

## Details

2022/09/30 08:02:33

## Price

5.74 EUR

Difference ▼ -2.63% (-0.16)

## General attributes

ISIN	DE0007235301
Symbol	SGL
Exchange	Berlin
Currency	EUR
Sector	Chemical / Pharmaceutical / Health
Security type	Stock
Market cap (m)	734 EUR
Benchmark	GERMANY DAX

## Market data

Bid (Bid size)	-
Ask (Ask size)	-
Open	5.74 EUR
High	5.74 EUR
Low	5.74 EUR
Close (prev. day)	5.895 EUR
VWAP	-
Volume (pcs)	0
Trading volume	0.00
Number of trades	1
Last size	0

## Performance and Risk

	6m	1y	3y
Perf (%)	+1.59%	-39.19%	+32.32%
Perf (abs.)	+0.09	-3.70	+1.40
Beta	1.54	1.43	1.27
Volatility	57.51	56.32	59.59

5y



Information about previous performance does not guarantee future performance.  
Source: FactSet

## Price data

Ø price 5 days   Ø volume 5 days (pcs.)	5.95 EUR (0)
Ø price 30 days   Ø volume 30 days (pcs.)	6.72 EUR (114)
Ø price 100 days   Ø volume 100 days (pcs.)	6.56 EUR (92)
Ø price 250 days   Ø volume 250 days (pcs.)	6.67 EUR (126)
YTD High   date	7.99 EUR (2022/01/04)
YTD Low   date	4.70 EUR (2022/03/07)
52 Weeks High   date	9.54 EUR (2021/11/12)
52 Weeks Low   date	4.70 EUR (2022/03/07)

## Arbitrage views

Exchange	Date	Time	Price	Trading volume (mio.)	Number of trades
Xetra	2022/09/30	17:35	6.00 EUR	0.67	326
Vienna Stock Exchange	2022/09/30	17:32	6.045 EUR	0.00	2
Tradegate	2022/09/30	22:26	5.94 EUR	0.09	44
Stuttgart	2022/09/30	21:55	5.885 EUR	0.01	56
Munich	2022/09/30	08:02	5.78 EUR	0.00	1

	09/30					
London Stock Exchange European Trade Reporting	2022/ 09/30	17:30	6.04 EUR	0.00		2
Hanover	2022/ 09/30	08:15	5.705 EUR	0.00		1
Hamburg	2022/ 09/30	08:15	5.705 EUR	0.00		1
Frankfurt	2022/ 09/30	13:08	5.915 EUR	0.01		5
FINRA other OTC Issues	2022/ 09/23	15:30	6.12 USD	0.00		2
Duesseldorf	2022/ 09/30	21:00	5.885 EUR	0.00		11
Berlin	2022/ 09/30	08:02	5.74 EUR	0.00		1

# Company profile

## Company Logo



### Contact Details

SGL CARBON SE

--

Söhnleinstrasse 8 - 65201 Wiesbaden

Telefon: 49-611-6029-0

Fax: 49-611-6029-305

E-mail: info@sglcarbon.com

## Company Profile

-

### Members of Management Board

Torsten Derr	Chairman of Managing Board
--------------	----------------------------

Thomas Dippold	Member of Executive Committee
----------------	-------------------------------

### Board of directors

Susanne Klatten	Chairman of Supervisory Board
-----------------	-------------------------------

Ana Cristina Ferreira Cruz	Member of Supervisory Board
----------------------------	-----------------------------

Dieter Züllighofen	Member of Supervisory Board
--------------------	-----------------------------

Edwin Eichler	Member of Supervisory Board
---------------	-----------------------------

Georg Denoke	Member of Supervisory Board
--------------	-----------------------------

Helmut Jodl	Member of Supervisory Board
-------------	-----------------------------

Ingeborg Neumann	Member of Supervisory Board
------------------	-----------------------------

Markus Stettberger	Member of Supervisory Board
--------------------	-----------------------------