

BE SEMICONDUCTOR INDUSTRIES N.V.

ISIN: NL0012866412 WKN: 936716

Overview

2024/07/26 08:07:24

Price

120.40 EUR

Difference  -2.11% (-2.60)

General attributes

ISIN	NL0012866412
Symbol	BESI
Exchange	Frankfurt
Currency	EUR
Sector	Technology
Security type	Stock
Market cap (m)	9,555 EUR
Benchmark	AMSTERDAM EXCHANGES INDEX

Market data

Bid (Bid size)	-
Ask (Ask size)	-
Open	120.40 EUR
High	120.40 EUR
Low	120.40 EUR
Close (prev. day)	123.00 EUR
VWAP	124.49697 EUR
Volume (pcs)	0
Trading volume	0.00
Number of trades	2
Last size	0

Futures and Options











Related Futures	39
Related Options	-

5y



Information about previous performance does not guarantee future performance.
Source: FactSet

Recent research

on sector		on market	
Date		Headline	Download
2024/07/26		Equity Weekly	
2024/07/24		Global Equity Ratings	
2024/07/24		Aktienempfehlungen Global	
2024/07/15		Aktienempfehlungen Global	
2024/07/12		Global Equity Ratings	

Details

2024/07/26 08:07:24

Price

120.40 EUR

Difference 📉 -2.11% (-2.60)

General attributes

ISIN	NL0012866412
Symbol	BESI
Exchange	Frankfurt
Currency	EUR
Sector	Technology
Security type	Stock
Market cap (m)	9,555 EUR
Benchmark	AMSTERDAM EXCHANGES INDEX

Market data

Bid (Bid size)	-
Ask (Ask size)	-
Open	120.40 EUR
High	120.40 EUR
Low	120.40 EUR
Close (prev. day)	123.00 EUR
VWAP	124.49697 EUR
Volume (pcs)	0
Trading volume	0.00
Number of trades	2
Last size	0

Performance and Risk

	6m	1y	3y
Perf (%)	-16.94%	+18.74%	+64.93%
Perf (abs.)	-24.55	+19.00	+47.40
Beta	2.79	2.15	1.79
Volatility	60.25	49.85	50.20

5y



Information about previous performance does not guarantee future performance.
Source: FactSet

Price data

Ø price 5 days Ø volume 5 days (pcs.)	139.01 EUR (7)
Ø price 30 days Ø volume 30 days (pcs.)	155.96 EUR (48)
Ø price 100 days Ø volume 100 days (pcs.)	145.30 EUR (77)
Ø price 250 days Ø volume 250 days (pcs.)	130.31 EUR (66)
YTD High date	180.15 EUR (2024/02/22)
YTD Low date	119.25 EUR (2024/05/02)
52 Weeks High date	180.15 EUR (2024/02/22)
52 Weeks Low date	85.42 EUR (2023/10/18)

All listings for BE SEMICONDUCTOR INDUSTRIES N.V.

Exchange	Date	Time	Price	Trading volume (mio.)	Number of trades
Xetra	2024/07/26	17:35	122.90 EUR	0.03	12
Vienna Stock Exchange	2024/07/26	15:30	124.70 EUR	0.00	3
Tradegate	2024/07/26	22:26	123.30 EUR	0.42	99
Stuttgart	2024/07/26	11:05	124.55 EUR	0.00	4

Munich	2024/ 07/26	08:19	122.60 EUR	0.00	2
London Stock Exchange European Trade Reporting	2024/ 07/26	17:30	123.525 EUR	0.00	9
Frankfurt	2024/ 07/26	08:07	120.40 EUR	0.00	2
FINRA other OTC Issues	2024/ 07/24	21:09	151.30 USD	0.02	1
Euronext Milan MTF Trading After Hours	-	-	-	0.00	-
Euronext Amsterdam	2024/ 07/26	17:37	122.90 EUR	100.50	14,047
Duesseldorf	2024/ 07/26	08:10	121.80 EUR	0.00	3
Berlin	2024/ 07/26	21:50	123.10 EUR	0.00	19

Company profile

Company Logo



Contact Details

BE SEMICONDUCTOR INDUSTRIES NV

--

Ratio 6 - 6921 RW Duiven

Telefon: +31-26-319-45-00

Fax: +

E-mail: info@besi.com

Company Profile

-

Members of Management Board

ir. Richard Blickman Chairman of Managing Board

Bart Berenbank Member of Executive Committee

Christoph Scheiring Member of Executive Committee

Henk-Jan Jonge Poerink Member of Executive Committee

J.K. Park Member of Executive Committee

Jeroen Kleijburg Member of Executive Committee

Leon Verweij Member of Executive Committee

Peter Wiedner Member of Executive Committee

René Hendriks Member of Executive Committee

Ruurd Boomsma Member of Executive Committee

Board of directors

Richard Norbruis Chairman of Supervisory Board

Laura Oliphant Member of Supervisory Board

Carlo Bozotti Member of Supervisory Board

Elke Eckstein Member of Supervisory Board

Nicolaas Willem Hoek Member of Supervisory Board