

## GENSOURCE POTASH CORP

ISIN: CA37252X1042 WKN: -

## Overview

2024/07/24 08:12:41

Price  
0.0645 EURDifference  0.00% (0.00)

## General attributes

ISIN	CA37252X1042
Symbol	GSP
Exchange	Munich
Currency	EUR
Sector	Energy / Commodities
Security type	Stock
Market cap (m)	27 EUR
Benchmark	S&P/TSX 60 INDEX

## Market data

Bid (Bid size)	-
Ask (Ask size)	-
Open	0.0645 EUR
High	0.0645 EUR
Low	0.0645 EUR
Close (prev. day)	0.0645 EUR
VWAP	0.282 EUR
Volume (pcs)	0
Trading volume	0.00
Number of trades	1
Last size	0

## Futures and Options











Related Futures	-
Related Options	-

5y



Information about previous performance does not guarantee future performance.  
Source: FactSet

## Recent research

on sector			
Date		Headline	Download
2024/07/24		Global Equity Ratings	
2024/07/24		Aktienempfehlungen Global	
2024/07/15		Aktienempfehlungen Global	
2024/07/12		Equity Weekly	
2024/07/12		Global Equity Ratings	

## Details

2024/07/24 08:12:41

## Price

0.0645 EUR

Difference ➔ 0.00% (0.00)

## General attributes

ISIN	CA37252X1042
Symbol	GSP
Exchange	Munich
Currency	EUR
Sector	Energy / Commodities
Security type	Stock
Market cap (m)	27 EUR
Benchmark	S&P/TSX 60 INDEX

## Market data

Bid (Bid size)	-
Ask (Ask size)	-
Open	0.0645 EUR
High	0.0645 EUR
Low	0.0645 EUR
Close (prev. day)	0.0645 EUR
VWAP	0.282 EUR
Volume (pcs)	0
Trading volume	0.00
Number of trades	1
Last size	0

## Performance and Risk

	6m	1y	3y
Perf (%)	+26.47%	-14.00%	-57.00%
Perf (abs.)	+0.01	-0.01	-0.09
Beta	-0.86	-0.46	0.40
Volatility	37.30	34.78	41.88

5y



Information about previous performance does not guarantee future performance.  
Source: FactSet

## Price data

Ø price 5 days   Ø volume 5 days (pcs.)	0.0645 EUR (0)
Ø price 30 days   Ø volume 30 days (pcs.)	0.0620 EUR (0)
Ø price 100 days   Ø volume 100 days (pcs.)	0.0647 EUR (0)
Ø price 250 days   Ø volume 250 days (pcs.)	0.0657 EUR (0)
YTD High   date	0.0815 EUR (2024/04/18)
YTD Low   date	0.0510 EUR (2024/01/22)
52 Weeks High   date	0.0905 EUR (2023/09/22)
52 Weeks Low   date	0.0510 EUR (2024/01/22)

## Arbitrage views

Exchange <span style="color: green;">⊕</span>	Date	Time	Price	Trading volume (mio.)	Number of trades
Tradegate	2024/07/24	22:01	0.062 EUR	0.00	1
TSX Venture Exchange	2024/07/24	16:55	0.09 CAD	0.01	14
Stuttgart	2024/07/24	18:47	0.0495 EUR	0.00	11
Munich	2024/07/24	08:12	0.0645 EUR	0.00	1
Frankfurt	2024/07/24	08:02	0.0565 EUR	0.00	1

	24					
FINRA other OTC Issues	2024/07/08	19:55	0.07 USD	0.00		8
Duesseldorf	2024/07/24	19:32	0.056 EUR	0.00		6

## Company profile

### Company Logo



### Company Profile

-

### Contact Details

GENSOURCE POTASH

--

----

Telefon: -

Fax: -

E-mail: -