

TORAY INDUSTRIES INC.

ISIN: JP3621000003 WKN: 3402

Overview

2024/05/01 08:00:00

Price
720.20 JPYDifference  -0.28% (-2.00)

General attributes

ISIN	JP3621000003
Symbol	3402
Exchange	Tokyo Stock Exchange
Currency	JPY
Sector	Chemical / Pharmaceutical / Health
Security type	Stock
Market cap (m)	6,984 EUR
Benchmark	NIKKEI 225

Market data

Bid (Bid size)	720.20 JPY (1,700)
Ask (Ask size)	720.80 JPY (1,100)
Open	718.00 JPY
High	722.20 JPY
Low	714.60 JPY
Close (prev. day)	722.20 JPY
VWAP	719.051 JPY
Volume (pcs)	3,025,500
Trading volume	21,754,886.70
Number of trades	4,884
Last size	363,200




Futures and Options

Related Futures	-
Related Options	-



Information about previous performance does not guarantee future performance.
Source: FactSet

Recent research

on sector		on market	
Date		Headline	Download
2024/04/29		Aktienempfehlungen Österreich	
2024/04/26		Global Equity Ratings	
2024/04/26		Aktienempfehlungen Global	
2024/04/15		Aktienempfehlungen Österreich	
2024/04/03		Global Equity Ratings	

Details

2024/05/01 08:00:00

Price

720.20 JPY

Difference 📉 -0.28% (-2.00)

General attributes

ISIN	JP3621000003
Symbol	3402
Exchange	Tokyo Stock Exchange
Currency	JPY
Sector	Chemical / Pharmaceutical / Health
Security type	Stock
Market cap (m)	6,984 EUR
Benchmark	NIKKEI 225

Market data

Bid (Bid size)	720.20 JPY (1,700)
Ask (Ask size)	720.80 JPY (1,100)
Open	718.00 JPY
High	722.20 JPY
Low	714.60 JPY
Close (prev. day)	722.20 JPY
VWAP	719.051 JPY
Volume (pcs)	3,025,500
Trading volume	21,754,886.70
Number of trades	4,884
Last size	363,200

Performance and Risk

	6m	1y	3y
Perf (%)	-2.82%	-6.47%	+6.04%
Perf (abs.)	-20.90	-49.80	+41.00
Beta	0.52	0.65	0.75
Volatility	22.48	22.30	25.58

5y



Information about previous performance does not guarantee future performance.
Source: FactSet

Price data

Ø price 5 days Ø volume 5 days (pcs.)	710.95 JPY (5,460,060)
Ø price 30 days Ø volume 30 days (pcs.)	725.84 JPY (6,220,937)
Ø price 100 days Ø volume 100 days (pcs.)	720.90 JPY (6,116,864)
Ø price 250 days Ø volume 250 days (pcs.)	752.47 JPY (5,561,026)
YTD High date	758.90 JPY (2024/04/10)
YTD Low date	659.50 JPY (2024/02/09)
52 Weeks High date	845.70 JPY (2023/09/15)
52 Weeks Low date	659.50 JPY (2024/02/09)

Arbitrage views

Exchange 📍	Date	Time	Price	Trading volume (mio.)	Number of trades
Tradegate	2024/04/30	22:02	4.294 EUR	0.00	1
Tokyo Stock Exchange	2024/05/01	08:00	720.20 JPY	21.75	4,884
Stuttgart	2024/04/30	10:32	4.263 EUR	0.00	4
Munich	2024/04/30	08:03	4.266 EUR	0.00	2
Hanover	2024/04/30	08:12	4.267 EUR	0.00	3

	30					
Frankfurt	2024/04/ 30	08:02	4.266 EUR	0.00		2
FINRA other OTC Issues	2024/05/ 01	17:20	4.68 USD	0.00		1
Duesseldorf	2024/04/ 30	19:30	4.239 EUR	0.00		7
Berlin	2024/04/ 30	08:04	4.266 EUR	0.00		2

Company profile

Company Logo



Company Profile

-

Contact Details

TORAY INDUSTRIES

--

2-2-1, Nihonbashi-Muromachi, Chuo-ku -
103-8666 Tokyo

Telefon: 03-3245-5111

Fax: 03-3245-5459

E-mail: -