

MINERA ALAMOS INC.

ISIN: CA60283L1058 WKN: -

Overview

2023/10/03 08:03:57

Price
0.1984 EURDifference  -2.02% (-0.00)

General attributes

ISIN	CA60283L1058
Symbol	MAI
Exchange	Munich
Currency	EUR
Sector	Energy / Commodities
Security type	Stock
Market cap (m)	88 EUR
Benchmark	S&P/TSX 60 INDEX

Market data

Bid (Bid size)	-
Ask (Ask size)	-
Open	0.1984 EUR
High	0.1984 EUR
Low	0.1984 EUR
Close (prev. day)	0.2025 EUR
VWAP	0.398 EUR
Volume (pcs)	0
Trading volume	0.00
Number of trades	1
Last size	0

Futures and Options








Related Futures	-
Related Options	-

5y



Information about previous performance does not guarantee future performance.
Source: FactSet

Recent research

on sector	Date	Headline	Download
	2024/07/26	 Equity Weekly	
	2024/07/24	 Global Equity Ratings	
	2024/07/24	 Aktienempfehlungen Global	
	2024/07/15	 Aktienempfehlungen Global	
	2024/07/12	 Equity Weekly	

Details

2023/10/03 08:03:57

Price

0.1984 EUR

Difference ▼ -2.02% (-0.00)

General attributes

ISIN	CA60283L1058
Symbol	MAI
Exchange	Munich
Currency	EUR
Sector	Energy / Commodities
Security type	Stock
Market cap (m)	88 EUR
Benchmark	S&P/TSX 60 INDEX

Market data

Bid (Bid size)	-
Ask (Ask size)	-
Open	0.1984 EUR
High	0.1984 EUR
Low	0.1984 EUR
Close (prev. day)	0.2025 EUR
VWAP	0.398 EUR
Volume (pcs)	0
Trading volume	0.00
Number of trades	1
Last size	0

Performance and Risk

	6m	1y	3y
Perf (%)	-26.52%	-42.66%	-54.29%
Perf (abs.)	-0.07	-0.15	-0.24
Beta	0.98	1.07	1.12
Volatility	19.49	30.42	35.30

5y



Information about previous performance does not guarantee future performance.
Source: FactSet

Price data

Ø price 5 days Ø volume 5 days (pcs.)	0.2018 EUR (0)
Ø price 30 days Ø volume 30 days (pcs.)	0.2021 EUR (0)
Ø price 100 days Ø volume 100 days (pcs.)	0.2195 EUR (0)
Ø price 250 days Ø volume 250 days (pcs.)	0.2609 EUR (0)
YTD High date	0.3260 EUR (2023/01/09)
YTD Low date	0.1982 EUR (2023/09/07)
52 Weeks High date	0.3940 EUR (2022/10/04)
52 Weeks Low date	0.1982 EUR (2023/09/07)

All listings for MINERA ALAMOS INC.

Exchange	Date	Time	Price	Trading volume (mio.)	Number of trades
Tradegate	2024/07/26	22:02	0.192 EUR	0.00	1
TSX Venture Exchange	2024/07/26	20:21	0.285 CAD	0.08	37
Stuttgart	2024/07/26	14:44	0.185 EUR	0.00	5
Munich	2023/10/03	08:03	0.1984 EUR	0.00	1
Frankfurt	2024/07/26	08:05	0.181 EUR	0.00	2

	26					
FINRA other OTC Issues	2024/07/ 26	21:43	0.21 USD	0.02		15
Berlin	2024/07/ 26	20:48	0.192 EUR	0.00		20

Company profile

Company Logo



Company Profile

-

Contact Details

MINERA ALAMOS

--

Telefon: -

Fax: -

E-mail: -