

TOROMONT INDUSTRIES LTD.

ISIN: CA8911021050 WKN: 891102105

Overview

2024/07/11 19:05:43

Price
89.8175 USDDifference  1.71% (1.51)

General attributes

ISIN	CA8911021050
Symbol	TIH
Exchange	FINRA other OTC Issues
Currency	USD
Sector	Commerce
Security type	Stock
Market cap (m)	6,869 EUR
Benchmark	S&P/TSX 60 INDEX

Market data

Bid (Bid size)	-
Ask (Ask size)	-
Open	89.8248 USD
High	89.8248 USD
Low	89.8175 USD
Close (prev. day)	88.31 USD
VWAP	89.818717 USD
Volume (pcs)	2,571
Trading volume	231,890.07
Number of trades	7
Last size	100









Futures and Options

Related Futures	-
Related Options	-



Information about previous performance does not guarantee future performance.
Source: FactSet

Recent research

on sector	Date	Headline	Download
	2024/07/12	 Global Equity Ratings	
	2024/07/12	 Aktienempfehlungen Global	
	2024/06/21	 Equity Weekly	
	2024/06/21	 Global Equity Ratings	
	2024/06/21	 Aktienempfehlungen Global	

Details

2024/07/11 19:05:43

Price

89.8175 USD

Difference ▲ 1.71% (1.51)

General attributes

ISIN	CA8911021050
Symbol	TIH
Exchange	FINRA other OTC Issues
Currency	USD
Sector	Commerce
Security type	Stock
Market cap (m)	6,869 EUR
Benchmark	S&P/TSX 60 INDEX

Market data

Bid (Bid size)	-
Ask (Ask size)	-
Open	89.8248 USD
High	89.8248 USD
Low	89.8175 USD
Close (prev. day)	88.31 USD
VWAP	89.818717 USD
Volume (pcs)	2,571
Trading volume	231,890.07
Number of trades	7
Last size	100

Performance and Risk

	6m	1y	3y
Perf (%)	-	-	+5.79%
Perf (abs.)	-	-	+4.92
Beta	0.79	0.72	0.86
Volatility	6.15	6.60	15.01

5y



Information about previous performance does not guarantee future performance.
Source: FactSet

Price data

Ø price 5 days Ø volume 5 days (pcs.)	88.6458 USD (4,988)
Ø price 30 days Ø volume 30 days (pcs.)	87.6777 USD (7,047)
Ø price 100 days Ø volume 100 days (pcs.)	90.8144 USD (5,465)
Ø price 250 days Ø volume 250 days (pcs.)	86.4617 USD (3,573)
YTD High date	97.9000 USD (2024/04/03)
YTD Low date	85.1300 USD (2024/01/25)
52 Weeks High date	97.9000 USD (2024/04/03)
52 Weeks Low date	76.1831 USD (2023/10/20)

Arbitrage views

Exchange 📍	Date	Time	Price	Trading volume (mio.)	Number of trades
Toronto Stock Exchange	2024/07/12	22:00	124.20 CAD	11.44	829
Stuttgart	2024/07/12	20:14	83.00 EUR	0.00	13
Frankfurt	2024/07/12	08:00	82.50 EUR	0.00	2
FINRA other OTC Issues	2024/07/11	19:05	89.8175 USD	0.23	7
Duesseldorf	2024/07/11	19:31	82.50 EUR	0.00	7

Company profile

Company Logo



Contact Details

TOROMONT INDUSTRIES LTD.

--

3131 Highway 7 West P.O. Box 5511 L4K
1B7 Concord, ON

Telefon: +1 416 667 5511

Fax: +1 416 667 5555

E-mail: -

Company Profile

-

Members of Management Board

Scott Medhurst Chairman of Managing Board

Jennifer J. Cochrane Member of Executive Committee

Lynn M. Korbak Member of Executive Committee

Michael McMillan Member of Executive Committee

Michael P. Cuddy Member of Executive Committee

Board of directors

Richard Roy Chairman of Supervisory Board

Benjamin Cherniavsky Member of Supervisory Board

Cathryn Cranston Member of Supervisory Board

Frederick Mifflin Member of Supervisory Board

Jeffrey Chisholm Member of Supervisory Board

Katherine Rethy Member of Supervisory Board

Peter Blake Member of Supervisory Board

Sharon Hodgson Member of Supervisory Board