

## NEWCORE GOLD LTD.

ISIN: CA65118M1032 WKN: -

## Overview

2024/07/26 08:10:21

Price  
0.201 EURDifference  -1.47% (-0.00)

## General attributes

ISIN	CA65118M1032
Symbol	NCAU
Exchange	Frankfurt
Currency	EUR
Sector	Energy / Commodities
Security type	Stock
Market cap (m)	40 EUR
Benchmark	S&P/TSX 60 INDEX

## Market data

Bid (Bid size)	-
Ask (Ask size)	-
Open	0.201 EUR
High	0.201 EUR
Low	0.201 EUR
Close (prev. day)	0.204 EUR
VWAP	0.209 EUR
Volume (pcs)	0
Trading volume	0.00
Number of trades	2
Last size	0

## Futures and Options










Related Futures	-
Related Options	-

5y



Information about previous performance does not guarantee future performance.  
Source: FactSet

## Recent research

on sector		
Date	Headline	Download
2024/07/26	 Equity Weekly	
2024/07/24	 Global Equity Ratings	
2024/07/24	 Aktienempfehlungen Global	
2024/07/15	 Aktienempfehlungen Global	
2024/07/12	 Equity Weekly	

## Details

2024/07/26 08:10:21

### Price

0.201 EUR

 Difference 📉 -1.47% (-0.00)

### General attributes

ISIN	CA65118M1032
Symbol	NCAU
Exchange	Frankfurt
Currency	EUR
Sector	Energy / Commodities
Security type	Stock
Market cap (m)	40 EUR
Benchmark	S&P/TSX 60 INDEX

### Market data

Bid (Bid size)	-
Ask (Ask size)	-
Open	0.201 EUR
High	0.201 EUR
Low	0.201 EUR
Close (prev. day)	0.204 EUR
VWAP	0.209 EUR
Volume (pcs)	0
Trading volume	0.00
Number of trades	2
Last size	0

### Performance and Risk

	6m	1y	3y
Perf (%)	+200.00%	+120.88%	-49.88%
Perf (abs.)	+0.13	+0.11	-0.20
Beta	1.47	0.36	0.71
Volatility	80.76	75.98	76.60

5y



Information about previous performance does not guarantee future performance.  
Source: FactSet

### Price data

Ø price 5 days   Ø volume 5 days (pcs.)	0.208 EUR (0)
Ø price 30 days   Ø volume 30 days (pcs.)	0.207 EUR (0)
Ø price 100 days   Ø volume 100 days (pcs.)	0.180 EUR (360)
Ø price 250 days   Ø volume 250 days (pcs.)	0.121 EUR (304)
YTD High   date	0.251 EUR (2024/05/27)
YTD Low   date	0.061 EUR (2024/02/14)
52 Weeks High   date	0.251 EUR (2024/05/27)
52 Weeks Low   date	0.061 EUR (2024/02/14)

### All listings for NEWCORE GOLD LTD.

Exchange <span>📍</span>	Date	Time	Price	Trading volume (mio.)	Number of trades
Tradegate	2024/07/26	22:02	0.212 EUR	0.00	1
TSX Venture Exchange	2024/07/26	21:58	0.32 CAD	0.00	2
Stuttgart	2024/07/26	14:44	0.1995 EUR	0.00	5
Munich	2024/07/26	08:02	0.217 EUR	0.00	2
Frankfurt	2024/07/26	08:10	0.201 EUR	0.00	2

	26					
FINRA other OTC Issues	2024/07/26	20:52	0.2271 USD	0.00		4
Duesseldorf	2024/07/26	19:32	0.201 EUR	0.00		7
Berlin	2024/07/26	20:48	0.205 EUR	0.00		20

## Company profile

### Company Logo



### Company Profile

-

### Contact Details

NEWCORE GOLD

--

----

Telefon: -

Fax: -

E-mail: -