

## INWIDO AB NPV

ISIN: SE0006220018 WKN: -

## Overview

2024/09/13 08:51:33

Price  
15.74 EURDifference  2.34% (0.36)

## General attributes

ISIN	SE0006220018
Symbol	INWI
Exchange	Frankfurt
Currency	EUR
Sector	Construction
Security type	Stock
Market cap (m)	943 EUR
Benchmark	OMX STOCKHOLM 30 INDEX

## Market data

Bid (Bid size)	-
Ask (Ask size)	-
Open	15.74 EUR
High	15.74 EUR
Low	15.74 EUR
Close (prev. day)	15.38 EUR
VWAP	15.79292 EUR
Volume (pcs)	0
Trading volume	0.00
Number of trades	2
Last size	0

## Futures and Options








Related Futures	-
Related Options	-

5y



Information about previous performance does not guarantee future performance.  
Source: FactSet

## Recent research

on sector			
Date		Headline	Download
2024/09/11		Global Equity Ratings	
2024/09/11		Aktienempfehlungen Global	
2024/09/09		Aktienempfehlungen Österreich	
2024/09/06		Equity Weekly	
2024/09/05		Global Equity Ratings	

## Details

2024/09/13 08:51:33

### Price

15.74 EUR

 Difference ▲ 2.34% (0.36)

### General attributes

ISIN	SE0006220018
Symbol	INWI
Exchange	Frankfurt
Currency	EUR
Sector	Construction
Security type	Stock
Market cap (m)	943 EUR
Benchmark	OMX STOCKHOLM 30 INDEX

### Market data

Bid (Bid size)	-
Ask (Ask size)	-
Open	15.74 EUR
High	15.74 EUR
Low	15.74 EUR
Close (prev. day)	15.38 EUR
VWAP	15.79292 EUR
Volume (pcs)	0
Trading volume	0.00
Number of trades	2
Last size	0

### Performance and Risk

	6m	1y	3y
Perf (%)	+31.17%	+82.07%	+2.27%
Perf (abs.)	+3.74	+7.10	+0.35
Beta	-	-	-
Volatility	32.35	33.71	41.44

5y



Information about previous performance does not guarantee future performance.

Source: FactSet

### Price data

Ø price 5 days   Ø volume 5 days (pcs.)	15.55 EUR (0)
Ø price 30 days   Ø volume 30 days (pcs.)	14.96 EUR (25)
Ø price 100 days   Ø volume 100 days (pcs.)	13.52 EUR (8)
Ø price 250 days   Ø volume 250 days (pcs.)	12.01 EUR (9)
YTD High   date	15.80 EUR (2024/09/03)
YTD Low   date	10.60 EUR (2024/02/08)
52 Weeks High   date	15.80 EUR (2024/09/03)
52 Weeks Low   date	7.99 EUR (2023/10/24)

### Arbitrage views

Exchange <span>⊕</span>	Date	Time	Price	Trading volume (mio.)	Number of trades
Nasdaq Stockholm	2024/09/13	18:00	185.20 SEK	8.44	618
Munich	2024/09/13	08:07	15.96 EUR	0.00	2
London Stock Exchange European Trade Reporting	2024/09/13	17:25	182.80 SEK	0.00	2
Frankfurt	2024/09/13	08:51	15.74 EUR	0.00	2
Duesseldorf	2024/	19:32	16.00 EUR	0.00	7

	09/13					
Berlin	2024/ 09/13	21:43	16.36 EUR	0.00		19

## Company profile

### Company Logo



### Company Profile

-

### Contact Details

INWIDO AB

--

----

Telefon: -

Fax: -

E-mail: -