

## DESERT MOUNTAIN ENERGY CORP.

ISIN: CA25043D1078 WKN: -

## Overview

2024/07/26 08:02:41

Price  
0.1852 EURDifference  -5.32% (-0.01)

## General attributes

ISIN	CA25043D1078
Symbol	DME
Exchange	Munich
Currency	EUR
Sector	Energy / Commodities
Security type	Stock
Market cap (m)	17 EUR
Benchmark	S&P/TSX 60 INDEX

## Market data

Bid (Bid size)	-
Ask (Ask size)	-
Open	0.1852 EUR
High	0.1852 EUR
Low	0.1852 EUR
Close (prev. day)	0.1956 EUR
VWAP	0.16833 EUR
Volume (pcs)	0
Trading volume	0.00
Number of trades	1
Last size	0

## Futures and Options











Related Futures	-
Related Options	-

5y



Information about previous performance does not guarantee future performance.  
Source: FactSet

## Recent research

on sector	Date	Headline	Download
	2024/07/26	 Equity Weekly	
	2024/07/24	 Global Equity Ratings	
	2024/07/24	 Aktienempfehlungen Global	
	2024/07/15	 Aktienempfehlungen Global	
	2024/07/12	 Equity Weekly	

## Details

2024/07/26 08:02:41

## Price

0.1852 EUR

Difference  -5.32% (-0.01)

## General attributes

ISIN	CA25043D1078
Symbol	DME
Exchange	Munich
Currency	EUR
Sector	Energy / Commodities
Security type	Stock
Market cap (m)	17 EUR
Benchmark	S&P/TSX 60 INDEX

## Market data

Bid (Bid size)	-
Ask (Ask size)	-
Open	0.1852 EUR
High	0.1852 EUR
Low	0.1852 EUR
Close (prev. day)	0.1956 EUR
VWAP	0.16833 EUR
Volume (pcs)	0
Trading volume	0.00
Number of trades	1
Last size	0

## Performance and Risk

	6m	1y	3y
Perf (%)	-19.65%	-42.66%	-93.91%
Perf (abs.)	-0.05	-0.14	-2.85
Beta	0.81	-0.20	1.01
Volatility	60.35	59.10	90.64

5y



Information about previous performance does not guarantee future performance.  
Source: FactSet

## Price data

Ø price 5 days   Ø volume 5 days (pcs.)	0.1943 EUR (0)
Ø price 30 days   Ø volume 30 days (pcs.)	0.2011 EUR (0)
Ø price 100 days   Ø volume 100 days (pcs.)	0.1988 EUR (0)
Ø price 250 days   Ø volume 250 days (pcs.)	0.2278 EUR (60)
YTD High   date	0.2790 EUR (2024/05/28)
YTD Low   date	0.1674 EUR (2024/03/11)
52 Weeks High   date	0.3595 EUR (2023/09/08)
52 Weeks Low   date	0.1674 EUR (2024/03/11)

## All listings for DESERT MOUNTAIN ENERGY CORP.

Exchange 	Date	Time	Price	Trading volume (mio.)	Number of trades
Tradegate	2024/07/26	22:02	0.1866 EUR	0.00	1
TSX Venture Exchange	2024/07/26	21:59	0.275 CAD	0.01	21
Stuttgart	2024/07/26	14:44	0.1616 EUR	0.00	5
Munich	2024/07/26	08:02	0.1852 EUR	0.00	1
Frankfurt	2024/07/26	21:55	0.1476 EUR	0.00	8

	26					
FINRA other OTC Issues	2024/07/ 26	21:10	0.206 USD	0.02		35
Duesseldorf	2024/07/ 26	19:30	0.147 EUR	0.00		6
Berlin	2024/07/ 26	20:48	0.1864 EUR	0.00		20

## Company profile

### Company Logo



### Company Profile

-

### Contact Details

DESERT MOUNTAIN ENERGY

--

----

Telefon: -

Fax: -

E-mail: -