

DESERT MOUNTAIN ENERGY CORP.

ISIN: CA25043D1078 WKN: -

Overview

2024/07/26 20:48:06

Price
0.1864 EURDifference  1.64% (0.00)

General attributes

| | |
|----------------|----------------------|
| ISIN | CA25043D1078 |
| Symbol | DME |
| Exchange | Berlin |
| Currency | EUR |
| Sector | Energy / Commodities |
| Security type | Stock |
| Market cap (m) | 17 EUR |
| Benchmark | S&P/TSX 60 INDEX |

Market data

| | |
|-------------------|------------|
| Bid (Bid size) | - |
| Ask (Ask size) | - |
| Open | 0.1736 EUR |
| High | 0.1884 EUR |
| Low | 0.1734 EUR |
| Close (prev. day) | 0.1834 EUR |
| VWAP | - |
| Volume (pcs) | 0 |
| Trading volume | 0.00 |
| Number of trades | 20 |
| Last size | 0 |

Futures and Options










| | |
|-----------------|---|
| Related Futures | - |
| Related Options | - |

5y



Information about previous performance does not guarantee future performance.
Source: FactSet

Recent research

| on sector | Date | Headline | Download |
|-----------|------------|---|---|
| | 2024/07/26 |  Equity Weekly |  |
| | 2024/07/24 |  Global Equity Ratings |  |
| | 2024/07/24 |  Aktienempfehlungen Global |  |
| | 2024/07/15 |  Aktienempfehlungen Global |  |
| | 2024/07/12 |  Equity Weekly |  |

Details

2024/07/26 20:48:06

Price
0.1864 EUR

Difference ▲ 1.64% (0.00)

General attributes

| | |
|----------------|----------------------|
| ISIN | CA25043D1078 |
| Symbol | DME |
| Exchange | Berlin |
| Currency | EUR |
| Sector | Energy / Commodities |
| Security type | Stock |
| Market cap (m) | 17 EUR |
| Benchmark | S&P/TSX 60 INDEX |

Market data

| | |
|-------------------|------------|
| Bid (Bid size) | - |
| Ask (Ask size) | - |
| Open | 0.1736 EUR |
| High | 0.1884 EUR |
| Low | 0.1734 EUR |
| Close (prev. day) | 0.1834 EUR |
| VWAP | - |
| Volume (pcs) | 0 |
| Trading volume | 0.00 |
| Number of trades | 20 |
| Last size | 0 |

Performance and Risk

| | 6m | 1y | 3y |
|-------------|---------|---------|---------|
| Perf (%) | -15.66% | -44.02% | -93.74% |
| Perf (abs.) | -0.03 | -0.15 | -2.79 |
| Beta | 0.81 | -0.20 | 1.01 |
| Volatility | 83.42 | 79.81 | 93.32 |

5y



Information about previous performance does not guarantee future performance.
Source: FactSet

Price data

| | |
|---|-------------------------|
| Ø price 5 days Ø volume 5 days (pcs.) | 0.1858 EUR (0) |
| Ø price 30 days Ø volume 30 days (pcs.) | 0.1973 EUR (0) |
| Ø price 100 days Ø volume 100 days (pcs.) | 0.1973 EUR (21) |
| Ø price 250 days Ø volume 250 days (pcs.) | 0.2257 EUR (51) |
| YTD High date | 0.3055 EUR (2024/05/21) |
| YTD Low date | 0.1580 EUR (2024/03/11) |
| 52 Weeks High date | 0.3825 EUR (2023/09/07) |
| 52 Weeks Low date | 0.1580 EUR (2024/03/11) |

All listings for DESERT MOUNTAIN ENERGY CORP.

| Exchange ⊕ | Date | Time | Price | Trading volume (mio.) | Number of trades |
|-------------------------|------------|-------|------------|-----------------------|------------------|
| Tradegate | 2024/07/26 | 22:02 | 0.1866 EUR | 0.00 | 1 |
| TSX Venture Exchange | 2024/07/26 | 21:59 | 0.275 CAD | 0.01 | 21 |
| Stuttgart | 2024/07/26 | 14:44 | 0.1616 EUR | 0.00 | 5 |
| Munich | 2024/07/26 | 08:02 | 0.1852 EUR | 0.00 | 1 |
| Frankfurt | 2024/07/26 | 21:55 | 0.1476 EUR | 0.00 | 8 |

| | | | | | | |
|------------------------|------------|-------|------------|------|--|----|
| | 26 | | | | | |
| FINRA other OTC Issues | 2024/07/26 | 21:10 | 0.206 USD | 0.02 | | 35 |
| Duesseldorf | 2024/07/26 | 19:30 | 0.147 EUR | 0.00 | | 6 |
| Berlin | 2024/07/26 | 20:48 | 0.1864 EUR | 0.00 | | 20 |

Company profile

Company Logo



Company Profile

-

Contact Details

DESERT MOUNTAIN ENERGY

--

Telefon: -

Fax: -

E-mail: -