

DAIWA SECURITIES GROUP NPV

ISIN: JP3502200003 WKN: 8601

Overview

2024/06/18 08:00:00

Price
1,164.50 JPYDifference  -0.38% (-4.50)

General attributes

ISIN	JP3502200003
Symbol	8601
Exchange	Tokyo Stock Exchange
Currency	JPY
Sector	Financial
Security type	Stock
Market cap (m)	10,790 EUR
Benchmark	NIKKEI 225

Market data

Bid (Bid size)	1,164.00 JPY (32,600)
Ask (Ask size)	1,166.50 JPY (1,000)
Open	1,190.00 JPY
High	1,191.00 JPY
Low	1,162.50 JPY
Close (prev. day)	1,169.00 JPY
VWAP	1,171.6428 JPY
Volume (pcs)	3,734,800
Trading volume	43,758,514.50
Number of trades	3,336
Last size	1,076,000

Futures and Options









Related Futures	-
Related Options	-

5y



Information about previous performance does not guarantee future performance.
Source: FactSet

Recent research

on sector		on market	
Date		Headline	Download
2024/06/14		Global Equity Ratings	
2024/06/14		Aktienempfehlungen Global	
2024/06/11		Aktienempfehlungen Österreich	
2024/06/07		Equity Weekly	
2024/05/31		Equity Weekly	

Details

2024/06/18 08:00:00

Price

1,164.50 JPY

Difference ▼ -0.38% (-4.50)

General attributes

ISIN	JP3502200003
Symbol	8601
Exchange	Tokyo Stock Exchange
Currency	JPY
Sector	Financial
Security type	Stock
Market cap (m)	10,790 EUR
Benchmark	NIKKEI 225

Market data

Bid (Bid size)	1,164.00 JPY (32,600)
Ask (Ask size)	1,166.50 JPY (1,000)
Open	1,190.00 JPY
High	1,191.00 JPY
Low	1,162.50 JPY
Close (prev. day)	1,169.00 JPY
VWAP	1,171.6428 JPY
Volume (pcs)	3,734,800
Trading volume	43,758,514.50
Number of trades	3,336
Last size	1,076,000

Performance and Risk

	6m	1y	3y
Perf (%)	+22.44%	+58.33%	+85.64%
Perf (abs.)	+213.40	+429.00	+537.20
Beta	1.08	1.09	0.77
Volatility	33.05	30.11	24.87

5y



Information about previous performance does not guarantee future performance.
Source: FactSet

Price data

Ø price 5 days Ø volume 5 days (pcs.)	1,198.50 JPY (5,670,860)
Ø price 30 days Ø volume 30 days (pcs.)	1,188.37 JPY (6,473,130)
Ø price 100 days Ø volume 100 days (pcs.)	1,128.35 JPY (6,200,376)
Ø price 250 days Ø volume 250 days (pcs.)	968.77 JPY (6,019,031)
YTD High date	1,324.50 JPY (2024/06/07)
YTD Low date	936.50 JPY (2024/01/04)
52 Weeks High date	1,324.50 JPY (2024/06/07)
52 Weeks Low date	710.50 JPY (2023/07/12)

Arbitrage views

Exchange	Date	Time	Price	Trading volume (mio.)	Number of trades
Tradegate	2024/06/18	22:26	6.85 EUR	0.01	3
Tokyo Stock Exchange	2024/06/18	08:00	1,164.50 JPY	43.76	3,336
Stuttgart	2024/06/19	08:05	6.75 EUR	0.00	1
Munich	2024/06/19	08:02	6.85 EUR	0.00	1
Hanover	2024/06/19	08:12	6.60 EUR	0.00	3

	18					
Frankfurt	2024/06/18	21:50	6.65 EUR	0.00		3
FINRA other OTC Issues	2024/06/05	21:00	7.91 USD	0.00		1
Duesseldorf	2024/06/18	19:31	6.50 EUR	0.00		7
Berlin	2024/06/18	16:30	6.70 EUR	0.00		5

Company profile

Company Logo

Daiwa Securities Group

Company Profile

-

Contact Details

DAIWA SECURITIES

--

2-6-4, Ohtemachi, Chiyoda-ku - 100-8101
Tokyo

Telefon: 03-3243-2100

Fax: 03-3242-0955

E-mail: -