

MDXHEALTH SA

ISIN: **BE0974461940**WKN: **B5950S113**

Overview

2023/12/15 08:14:16

Price
3.075 EURDifference  -5.96% (-0.20)

General attributes

ISIN	BE0974461940
Symbol	MDXH
Exchange	Frankfurt
Currency	EUR
Sector	Chemical / Pharmaceutical / Health
Security type	Stock
Market cap (m)	63 EUR
Benchmark	BEL 20 INDEX

Market data

Bid (Bid size)	-
Ask (Ask size)	-
Open	3.075 EUR
High	3.075 EUR
Low	3.075 EUR
Close (prev. day)	3.27 EUR
VWAP	3.27 EUR
Volume (pcs)	0
Trading volume	0.00
Number of trades	2
Last size	0

Futures and Options











Related Futures	-
Related Options	-

5y



Information about previous performance does not guarantee future performance.
Source: FactSet

Recent research

on sector		on market	
Date		Headline	Download
2024/04/26		Global Equity Ratings	
2024/04/26		Aktienempfehlungen Global	
2024/04/15		Aktienempfehlungen Österreich	
2024/04/03		Global Equity Ratings	
2024/04/03		Aktienempfehlungen Global	

Details

2023/12/15 08:14:16

Price
3.075 EUR

Difference ▼ -5.96% (-0.20)

General attributes

ISIN	BE0974461940
Symbol	MDXH
Exchange	Frankfurt
Currency	EUR
Sector	Chemical / Pharmaceutical / Health
Security type	Stock
Market cap (m)	63 EUR
Benchmark	BEL 20 INDEX

Market data

Bid (Bid size)	-
Ask (Ask size)	-
Open	3.075 EUR
High	3.075 EUR
Low	3.075 EUR
Close (prev. day)	3.27 EUR
VWAP	3.27 EUR
Volume (pcs)	0
Trading volume	0.00
Number of trades	2
Last size	0

Performance and Risk

	6m	1y	3y
Perf (%)	-3.61%	-50.96%	-66.32%
Perf (abs.)	-0.12	-3.20	-6.06
Beta	1.53	1.41	-92.87
Volatility	75.02	104.58	73.53

5y



Information about previous performance does not guarantee future performance.
Source: FactSet

Price data

Ø price 5 days Ø volume 5 days (pcs.)	3.139 EUR (36)
Ø price 30 days Ø volume 30 days (pcs.)	2.853 EUR (7)
Ø price 100 days Ø volume 100 days (pcs.)	2.580 EUR (2)
Ø price 250 days Ø volume 250 days (pcs.)	3.195 EUR (13)
YTD High date	6.630 EUR (2023/01/12)
YTD Low date	1.760 EUR (2023/10/05)
52 Weeks High date	6.630 EUR (2023/01/12)
52 Weeks Low date	1.760 EUR (2023/10/05)

Arbitrage views

Exchange	Date	Time	Price	Trading volume (mio.)	Number of trades
Stuttgart	2023/12/15	17:26	3.015 EUR	0.00	4
Nasdaq	2024/04/26	22:00	2.47 USD	0.07	134
Munich	2023/12/15	08:16	3.135 EUR	0.00	1
London Stock Exchange	2021/01/15	13:17	10.0796 EUR	0.00	1
Frankfurt	2023/12/15	08:14	3.075 EUR	0.00	2

Company profile

Company Logo



Contact Details

MDXHEALTH SA

--

Tour 5 Giga, Av. de l'Hopital 11 4000 Liège

Telefon: (+32) 4 364 20 70

Fax: (+32) 4 364 20 71

E-mail:

Lucija.Turcinov@oncomethylome.com

Company Profile

-

Board of directors

Koen Hoffman Chairman of Supervisory Board

Eric Bednarski Member of Supervisory Board

Lieve Verplancke Member of Supervisory Board

Regine Slagmulder Member of Supervisory Board

Donnie Hardison Member of Supervisory Board

Hilde Windels Member of Supervisory Board

Jan Pensaert Member of Supervisory Board