

VILLEROY & BOCH AG VZ

ISIN: DE0007657231 WKN: 765723

Overview

2024/06/17 12:30:30

Price
16.80 EURDifference  -0.30% (-0.05)

General attributes

ISIN	DE0007657231
Symbol	VIB3
Exchange	Duesseldorf
Currency	EUR
Sector	Consumer Products
Security type	Stock
Market cap (m)	212 EUR
Benchmark	GERMANY DAX

Market data

Bid (Bid size)	16.80 EUR (200)
Ask (Ask size)	17.10 EUR (300)
Open	16.85 EUR
High	16.90 EUR
Low	16.80 EUR
Close (prev. day)	16.85 EUR
VWAP	-
Volume (pcs)	0
Trading volume	0.00
Number of trades	3
Last size	0

Futures and Options








Related Futures	-
Related Options	-

5y



Information about previous performance does not guarantee future performance.
Source: FactSet

Recent research

on sector		on market	
Date		Headline	Download
2024/06/14		Global Equity Ratings	
2024/06/14		Aktienempfehlungen Global	
2024/06/11		Aktienempfehlungen Österreich	
2024/05/29		Global Equity Ratings	
2024/05/29		Aktienempfehlungen Global	

Details

2024/06/17 12:30:30

Price

16.80 EUR

Difference ▼ -0.30% (-0.05)

General attributes

ISIN	DE0007657231
Symbol	VIB3
Exchange	Duesseldorf
Currency	EUR
Sector	Consumer Products
Security type	Stock
Market cap (m)	212 EUR
Benchmark	GERMANY DAX

Market data

Bid (Bid size)	16.80 EUR (200)
Ask (Ask size)	17.10 EUR (300)
Open	16.85 EUR
High	16.90 EUR
Low	16.80 EUR
Close (prev. day)	16.85 EUR
VWAP	-
Volume (pcs)	0
Trading volume	0.00
Number of trades	3
Last size	0

Performance and Risk

	6m	1y	3y
Perf (%)	-2.32%	-10.61%	-4.26%
Perf (abs.)	-0.40	-2.00	-0.75
Beta	-0.02	0.33	0.66
Volatility	19.20	24.58	35.58

5y



Information about previous performance does not guarantee future performance.
Source: FactSet

Price data

Ø price 5 days Ø volume 5 days (pcs.)	16.89 EUR (0)
Ø price 30 days Ø volume 30 days (pcs.)	16.98 EUR (26)
Ø price 100 days Ø volume 100 days (pcs.)	17.54 EUR (23)
Ø price 250 days Ø volume 250 days (pcs.)	17.56 EUR (18)
YTD High date	19.25 EUR (2024/04/10)
YTD Low date	16.50 EUR (2024/05/21)
52 Weeks High date	19.25 EUR (2024/04/10)
52 Weeks Low date	16.30 EUR (2023/08/28)

Arbitrage views

Exchange	Date	Time	Price	Trading volume (mio.)	Number of trades
Xetra	2024/06/17	14:02	16.90 EUR	0.02	1
Tradegate	2024/06/17	13:56	16.90 EUR	0.01	10
Stuttgart	2024/06/17	15:30	16.95 EUR	0.00	32
SIX Swiss Exchange	2019/06/27	17:35	16.30 CHF	0.00	1
Munich	2024/06/17	08:00	16.90 EUR	0.00	1

	17							
London Stock Exchange	2024/05/10	14:02	17.90	EUR	0.01			1
Hanover	2024/06/17	08:16	17.00	EUR	0.00			1
Hamburg	2024/06/17	08:16	17.05	EUR	0.00			1
Frankfurt	2024/06/17	08:04	16.90	EUR	0.00			1
Duesseldorf	2024/06/17	12:30	16.80	EUR	0.00			3
Berlin	2024/06/17	08:00	16.90	EUR	0.00			1

Company profile

Company Logo



Contact Details

VILLEROY & BOCH AG

--

Saaruferstraße 1-3 - 66693 Mettlach

Telefon: +49-6864-811227

Fax: +

E-mail: information@villeroy-boch.com

Company Profile

-

Members of Management Board

Gabriele Schupp Chairman of Managing Board

Peter Domma Member of Executive Committee

Esther Jehle Member of Executive Committee

Georg Lörz Member of Executive Committee

Markus Warncke Member of Executive Committee

Board of directors

Andreas G. Schmid Chairman of Supervisory Board

Alexander von Boch-Galhau Member of Supervisory Board

Anna Engfer Member of Supervisory Board

Bärbel Werwie Member of Supervisory Board

Christina Rosenberg Member of Supervisory Board

Dominique Villeroy de Galhau Member of Supervisory Board

Louis de Schorlemer Member of Supervisory Board

Ralf Runge Member of Supervisory Board

Roland Strasser Member of Supervisory Board

Thomas Kannengießler Member of Supervisory Board

Thomas Scherer Member of Supervisory Board