

ANORA GROUP OYJ

ISIN: **FI4000292438** WKN: -

Overview

2024/07/26 21:43:02

Price
4.64 EURDifference  0.00% (0.00)

General attributes

ISIN	FI4000292438
Symbol	ANORA
Exchange	Berlin
Currency	EUR
Sector	Consumer Products
Security type	Stock
Market cap (m)	313 EUR
Benchmark	OMX HELSINKI 25

Market data

Bid (Bid size)	-
Ask (Ask size)	-
Open	4.64 EUR
High	4.67 EUR
Low	4.625 EUR
Close (prev. day)	4.64 EUR
VWAP	-
Volume (pcs)	0
Trading volume	0.00
Number of trades	17
Last size	0

Futures and Options











Related Futures	-
Related Options	-

5y



Information about previous performance does not guarantee future performance.
Source: FactSet

Recent research

on sector		on market	
Date	Headline	Download	
2024/07/26	 Equity Weekly		
2024/07/24	 Global Equity Ratings		
2024/07/24	 Aktienempfehlungen Global		
2024/07/15	 Aktienempfehlungen Global		
2024/07/12	 Equity Weekly		

Details

2024/07/26 21:43:02

Price

4.64 EUR

Difference ➔ 0.00% (0.00)

General attributes

ISIN	FI4000292438
Symbol	ANORA
Exchange	Berlin
Currency	EUR
Sector	Consumer Products
Security type	Stock
Market cap (m)	313 EUR
Benchmark	OMX HELSINKI 25

Market data

Bid (Bid size)	-
Ask (Ask size)	-
Open	4.64 EUR
High	4.67 EUR
Low	4.625 EUR
Close (prev. day)	4.64 EUR
VWAP	-
Volume (pcs)	0
Trading volume	0.00
Number of trades	17
Last size	0

Performance and Risk

	6m	1y	3y
Perf (%)	+0.43%	-2.21%	-57.27%
Perf (abs.)	+0.02	-0.11	-6.22
Beta	0.70	0.85	0.60
Volatility	27.80	28.49	24.75

5y



Information about previous performance does not guarantee future performance.
Source: FactSet

Price data

Ø price 5 days Ø volume 5 days (pcs.)	4.64 EUR (0)
Ø price 30 days Ø volume 30 days (pcs.)	4.57 EUR (0)
Ø price 100 days Ø volume 100 days (pcs.)	4.78 EUR (0)
Ø price 250 days Ø volume 250 days (pcs.)	4.56 EUR (0)
YTD High date	5.48 EUR (2024/04/04)
YTD Low date	4.18 EUR (2024/06/06)
52 Weeks High date	5.48 EUR (2024/04/04)
52 Weeks Low date	3.98 EUR (2023/10/30)

Arbitrage views

Exchange ⊕	Date	Time	Price	Trading volume (mio.)	Number of trades
Stuttgart	2024/07/26	13:56	4.57 EUR	0.00	4
Nasdaq Helsinki	2024/07/26	18:00	4.64 EUR	0.08	152
Munich	2024/07/26	08:19	4.59 EUR	0.00	1
Frankfurt	2024/07/26	08:10	4.49 EUR	0.00	2
Duesseldorf	2024/07/26	08:11	4.485 EUR	0.00	3

	26						
Berlin	2024/07/ 26	21:43	4.64	EUR	0.00		17

Company profile

Company Logo

The logo for ANORA, consisting of the word "ANORA" in a bold, dark blue, sans-serif font.

Company Profile

-

Contact Details

ANORA GROUP

--

Telefon: -

Fax: -

E-mail: -