

ANORA GROUP OYJ

ISIN: **FI4000292438**

WKN: -

Overview

2022/10/05 21:34:29

Price
7.07 EURDifference  0.57% (0.04)

General attributes

ISIN	FI4000292438
Symbol	ANORA
Exchange	Berlin
Currency	EUR
Sector	Consumer Products
Security type	Stock
Market cap (m)	478 EUR
Benchmark	OMX HELSINKI 25

Market data

Bid (Bid size)	-
Ask (Ask size)	-
Open	7.03 EUR
High	7.07 EUR
Low	6.92 EUR
Close (prev. day)	7.03 EUR
VWAP	-
Volume (pcs)	0
Trading volume	0.00
Number of trades	15
Last size	0

Futures and Options











Related Futures	-
Related Options	-

5y



Information about previous performance does not guarantee future performance.
Source: FactSet

Recent research

on sector		on market	
Date		Headline	Download
2022/10/05		Global Equity Ratings	
2022/10/05		Aktienempfehlungen Global	
2022/09/26		Global Equity Ratings	
2022/09/26		Aktienempfehlungen Global	
2022/09/23		Equity Weekly	

Details

2022/10/05 21:34:29

Price
7.07 EUR

Difference ▲ 0.57% (0.04)

General attributes

ISIN	FI4000292438
Symbol	ANORA
Exchange	Berlin
Currency	EUR
Sector	Consumer Products
Security type	Stock
Market cap (m)	478 EUR
Benchmark	OMX HELSINKI 25

Market data

Bid (Bid size)	-
Ask (Ask size)	-
Open	7.03 EUR
High	7.07 EUR
Low	6.92 EUR
Close (prev. day)	7.03 EUR
VWAP	-
Volume (pcs)	0
Trading volume	0.00
Number of trades	15
Last size	0

Performance and Risk

	6m	1y	3y
Perf (%)	-19.75%	-28.77%	-6.89%
Perf (abs.)	-1.73	-2.84	-0.52
Beta	0.38	0.47	0.36
Volatility	20.16	22.19	23.38

5y



Information about previous performance does not guarantee future performance.
Source: FactSet

Price data

Ø price 5 days Ø volume 5 days (pcs.)	6.85 EUR (0)
Ø price 30 days Ø volume 30 days (pcs.)	7.42 EUR (0)
Ø price 100 days Ø volume 100 days (pcs.)	7.79 EUR (0)
Ø price 250 days Ø volume 250 days (pcs.)	9.06 EUR (0)
YTD High date	11.04 EUR (2022/01/04)
YTD Low date	6.63 EUR (2022/09/29)
52 Weeks High date	11.26 EUR (2021/11/12)
52 Weeks Low date	6.63 EUR (2022/09/29)

Arbitrage views

Exchange ⊕	Date	Time	Price	Trading volume (mio.)	Number of trades
Stuttgart	2022/10/05	16:01	6.90 EUR	0.00	10
Nasdaq Helsinki	2022/10/05	17:29	7.08 EUR	0.39	357
Munich	2022/10/05	08:04	6.92 EUR	0.00	1
Frankfurt	2022/10/05	12:24	6.91 EUR	0.00	2
Duesseldorf	2022/10/05	21:00	6.98 EUR	0.00	13

	05							
Berlin	2022/10/ 05	21:34	7.07 EUR	0.00				15

Company profile

Company Logo

ANORA

Company Profile

-

Contact Details

ANORA GROUP

--

Telefon: -

Fax: -

E-mail: -