

## NEL ASA

ISIN: NO0010081235

WKN: -

## Overview

2024/07/18 21:00:32

Price  
0.5849 USDDifference  -6.31% (-0.04)

## General attributes

ISIN	NO0010081235
Symbol	NEL
Exchange	FINRA other OTC Issues
Currency	USD
Sector	Industry
Security type	Stock
Market cap (m)	963 EUR
Benchmark	NORWAY OSLO BORS ALL SHARE(TRG)

## Market data

Bid (Bid size)	-
Ask (Ask size)	-
Open	0.6069 USD
High	0.6069 USD
Low	0.5849 USD
Close (prev. day)	0.6243 USD
VWAP	0.599567 USD
Volume (pcs)	6,050
Trading volume	3,626.40
Number of trades	3
Last size	2,000

## Futures and Options









Related Futures	35
Related Options	-

5y



Information about previous performance does not guarantee future performance.  
Source: FactSet

## Recent research

on sector			
Date		Headline	Download
2024/07/15		Aktienempfehlungen Global	
2024/07/12		Global Equity Ratings	
2024/07/09		Aktienempfehlungen Österreich	
2024/06/24		Aktienempfehlungen Österreich	
2024/06/21		Global Equity Ratings	

# Details

2024/07/18 21:00:32

**Price**  
0.5849 USD

**Difference** ▼ -6.31% (-0.04)

### General attributes

ISIN	NO0010081235
Symbol	NEL
Exchange	FINRA other OTC Issues
Currency	USD
Sector	Industry
Security type	Stock
Market cap (m)	963 EUR
Benchmark	NORWAY OSLO BORS ALL SHARE(TRG)

### Market data

Bid (Bid size)	-
Ask (Ask size)	-
Open	0.6069 USD
High	0.6069 USD
Low	0.5849 USD
Close (prev. day)	0.6243 USD
VWAP	0.599567 USD
Volume (pcs)	6,050
Trading volume	3,626.40
Number of trades	3
Last size	2,000

### Performance and Risk

	6m	1y	3y
Perf (%)	+15.92%	-54.73%	-68.79%
Perf (abs.)	+0.08	-0.71	-1.29
Beta	1.78	1.57	1.32
Volatility	89.91	82.91	83.39

5y



Information about previous performance does not guarantee future performance.  
Source: FactSet

### Price data

Ø price 5 days   Ø volume 5 days (pcs.)	0.6291 USD (18,162)
Ø price 30 days   Ø volume 30 days (pcs.)	0.5913 USD (18,086)
Ø price 100 days   Ø volume 100 days (pcs.)	0.5116 USD (31,193)
Ø price 250 days   Ø volume 250 days (pcs.)	0.6477 USD (43,604)
YTD High   date	0.8166 USD (2024/05/28)
YTD Low   date	0.3823 USD (2024/04/25)
52 Weeks High   date	1.3305 USD (2023/07/19)
52 Weeks Low   date	0.3823 USD (2024/04/25)

### Arbitrage views

Exchange	Date	Time	Price	Trading volume (mio.)	Number of trades
Tradegate	2024/07/18	22:26	0.5274 EUR	2.77	492
Stuttgart	2024/07/18	18:04	0.5272 EUR	0.03	21
Munich	2024/07/18	15:21	0.5262 EUR	0.00	5
London Stock Exchange European Trade Reporting	2024/07/18	16:20	6.174 NOK	0.00	1
Hanover	2024/	11:16	0.527 EUR	0.00	2

	07/18					
Hamburg	2024/ 07/18	15:46	0.5252	EUR	0.00	6
Frankfurt	2024/ 07/18	21:53	0.52	EUR	0.12	51
First North Stockholm	2024/ 07/18	18:00	6.302	NOK	0.32	28
FINRA other OTC Issues	2024/ 07/18	21:00	0.5849	USD	0.00	3
Duesseldorf	2024/ 07/18	16:28	0.5266	EUR	0.00	2
Berlin	2024/ 07/18	21:52	0.52	EUR	0.01	18

## Company profile

### Company Logo



### Contact Details

NEL ASA

--

----

Telefon: -

Fax: -

E-mail: -

### Company Profile

-

#### Members of Management Board

Jon André Løkke Chairman of Managing Board

Anders Søreng Member of Executive Committee

Caroline Duyckaerts Member of Executive Committee

Filip Smeets Member of Executive Committee

Hans H. Hide Member of Executive Committee

Jørn Rosenlund Member of Executive Committee

Kjell Christian Bjørnsen Member of Executive Committee

Robert Borin Member of Executive Committee

Stein Ove Erdal Member of Executive Committee

#### Board of directors

Ole Enger Chairman of Supervisory Board

Anna Charlotta Falvin Member of Supervisory Board

Arvid Moss Member of Supervisory Board

Beatriz Malo de Molina Member of Supervisory Board

Hanne Blume Member of Supervisory Board

Jens Bjørn Staff Member of Supervisory Board

Tom Røtjer Member of Supervisory Board