

NEL ASA

ISIN: NO0010081235 WKN: -

Overview

2024/07/17 19:18:51

Price
0.5862 USDDifference  -9.14% (-0.06)

General attributes

ISIN	NO0010081235
Symbol	NEL
Exchange	FINRA other OTC Issues
Currency	USD
Sector	Industry
Security type	Stock
Market cap (m)	963 EUR
Benchmark	NORWAY OSLO BORS ALL SHARE(TRG)

Market data

Bid (Bid size)	-
Ask (Ask size)	-
Open	0.59 USD
High	0.62 USD
Low	0.5862 USD
Close (prev. day)	0.6452 USD
VWAP	0.596952 USD
Volume (pcs)	14,163
Trading volume	8,454.75
Number of trades	9
Last size	5,000

Futures and Options









Related Futures	35
Related Options	-

5y



Information about previous performance does not guarantee future performance.
Source: FactSet

Recent research

on sector			
Date		Headline	Download
2024/07/15		Aktienempfehlungen Global	
2024/07/12		Global Equity Ratings	
2024/07/09		Aktienempfehlungen Österreich	
2024/06/24		Aktienempfehlungen Österreich	
2024/06/21		Global Equity Ratings	

Details

2024/07/17 19:18:51

Price
0.5862 USD

Difference ▼ -9.14% (-0.06)

General attributes

ISIN	NO0010081235
Symbol	NEL
Exchange	FINRA other OTC Issues
Currency	USD
Sector	Industry
Security type	Stock
Market cap (m)	963 EUR
Benchmark	NORWAY OSLO BORS ALL SHARE(TRG)

Market data

Bid (Bid size)	-
Ask (Ask size)	-
Open	0.59 USD
High	0.62 USD
Low	0.5862 USD
Close (prev. day)	0.6452 USD
VWAP	0.596952 USD
Volume (pcs)	14,163
Trading volume	8,454.75
Number of trades	9
Last size	5,000

Performance and Risk

	6m	1y	3y
Perf (%)	+29.92%	-44.47%	-65.57%
Perf (abs.)	+0.15	-0.52	-1.23
Beta	1.94	1.59	1.32
Volatility	90.60	83.13	83.40



Information about previous performance does not guarantee future performance.
Source: FactSet

Price data

Ø price 5 days Ø volume 5 days (pcs.)	0.6189 USD (20,745)
Ø price 30 days Ø volume 30 days (pcs.)	0.5969 USD (17,684)
Ø price 100 days Ø volume 100 days (pcs.)	0.5079 USD (32,620)
Ø price 250 days Ø volume 250 days (pcs.)	0.6531 USD (43,903)
YTD High date	0.8166 USD (2024/05/28)
YTD Low date	0.3823 USD (2024/04/25)
52 Weeks High date	1.3398 USD (2023/07/18)
52 Weeks Low date	0.3823 USD (2024/04/25)

Arbitrage views

Exchange	Date	Time	Price	Trading volume (mio.)	Number of trades
Tradegate	2024/07/17	21:05	0.5362 EUR	3.74	773
Stuttgart	2024/07/17	18:10	0.54 EUR	0.06	39
Munich	2024/07/17	21:04	0.5338 EUR	0.03	6
London Stock Exchange European Trade Reporting	2024/07/17	16:20	6.367 NOK	0.00	2
Hanover	2024/	10:11	0.5482 EUR	0.00	2

	07/17					
Hamburg	2024/ 07/17	17:22	0.5402	EUR	0.01	5
Frankfurt	2024/ 07/17	20:59	0.5398	EUR	0.25	75
First North Stockholm	2024/ 07/17	18:00	6.24	NOK	0.21	14
FINRA other OTC Issues	2024/ 07/17	19:18	0.5862	USD	0.01	9
Duesseldorf	2024/ 07/17	13:08	0.5432	EUR	0.00	4
Berlin	2024/ 07/17	20:34	0.5366	EUR	0.00	15

Company profile

Company Logo



Contact Details

NEL ASA

--

Telefon: -

Fax: -

E-mail: -

Company Profile

-

Members of Management Board

Jon André Løkke Chairman of Managing Board

Anders Søreng Member of Executive Committee

Caroline Duyckaerts Member of Executive Committee

Filip Smeets Member of Executive Committee

Hans H. Hide Member of Executive Committee

Jørn Rosenlund Member of Executive Committee

Kjell Christian Bjørnsen Member of Executive Committee

Robert Borin Member of Executive Committee

Stein Ove Erdal Member of Executive Committee

Board of directors

Ole Enger Chairman of Supervisory Board

Anna Charlotta Falvin Member of Supervisory Board

Arvid Moss Member of Supervisory Board

Beatriz Malo de Molina Member of Supervisory Board

Hanne Blume Member of Supervisory Board

Jens Bjørn Staff Member of Supervisory Board

Tom Røtjer Member of Supervisory Board