

ARJO AB SER'B'NPV

ISIN: SE0010468116 WKN: -

Overview

2024/05/15 17:25:00

Price
49.395 SEKDifference  -0.20% (-0.10)

General attributes

ISIN SE0010468116

Symbol ARJO B

Exchange London Stock Exchange
European Trade Reporting

Currency SEK

Sector Chemical / Pharmaceutical /
Health

Security type Stock

Market cap (m) 1,060 EUR

Benchmark OMX STOCKHOLM 30 INDEX

Market data

Bid (Bid size) 46.94 SEK (10,000)

Ask (Ask size) 51.85 SEK (10,000)

Open 49.575 SEK

High 49.575 SEK

Low 49.395 SEK

Close (prev. day) 49.495 SEK

VWAP 36.34203 SEK

Volume (pcs) -

Trading volume -

Number of trades 2

Last size -

Futures and Options

Related Futures -

Related Options -




5y



Information about previous performance does not guarantee future performance.
Source: FactSet

Recent research

on sector

Date	Headline	Download
2024/05/13	 Aktienempfehlungen Österreich	
2024/05/10	 Equity Weekly	
2024/04/29	 Aktienempfehlungen Österreich	
2024/04/26	 Global Equity Ratings	
2024/04/26	 Aktienempfehlungen Global	

Details

2024/05/15 17:25:00

Price

49.395 SEK

 Difference ▼ -0.20% (-0.10)

General attributes

ISIN	SE0010468116
Symbol	ARJO B
Exchange	London Stock Exchange European Trade Reporting
Currency	SEK
Sector	Chemical / Pharmaceutical / Health
Security type	Stock
Market cap (m)	1,060 EUR
Benchmark	OMX STOCKHOLM 30 INDEX

Market data

Bid (Bid size)	46.94 SEK (10,000)
Ask (Ask size)	51.85 SEK (10,000)
Open	49.575 SEK
High	49.575 SEK
Low	49.395 SEK
Close (prev. day)	49.495 SEK
VWAP	36.34203 SEK
Volume (pcs)	-
Trading volume	-
Number of trades	2
Last size	-

Performance and Risk

	6m	1y	3y
Perf (%)	+30.95%	+7.10%	-36.57%
Perf (abs.)	+11.68	+3.28	-28.48
Beta	0.64	1.00	0.94
Volatility	30.22	32.75	39.52

5y



Information about previous performance does not guarantee future performance.
Source: FactSet

Price data

Ø price 5 days Ø volume 5 days (pcs.)	47.640 SEK (0)
Ø price 30 days Ø volume 30 days (pcs.)	48.805 SEK (0)
Ø price 100 days Ø volume 100 days (pcs.)	47.259 SEK (0)
Ø price 250 days Ø volume 250 days (pcs.)	43.377 SEK (147)
YTD High date	53.250 SEK (2024/04/12)
YTD Low date	38.500 SEK (2024/01/04)
52 Weeks High date	53.250 SEK (2024/04/12)
52 Weeks Low date	34.480 SEK (2023/10/27)

All listings for ARJO AB SER'B'NPV

Exchange	Date	Time	Price	Trading volume (mio.)	Number of trades
Tradegate	2024/05/15	22:26	4.204 EUR	0.00	3
Stuttgart	2024/05/15	08:08	4.216 EUR	0.00	3
Nasdaq Stockholm	2024/05/15	17:29	48.76 SEK	11.03	621
Munich	2024/05/15	08:10	4.176 EUR	0.00	2
London Stock Exchange	2024/	17:25	49.395 SEK	0.00	2

European Trade Reporting	05/15					
Frankfurt	2024/ 05/15	08:11	4.176 EUR	0.00		2
FINRA other OTC Issues	2024/ 03/21	19:16	4.59 USD	0.00		1
Duesseldorf	2024/ 05/15	19:31	4.164 EUR	0.00		7
Berlin	2024/ 05/15	21:43	4.20 EUR	0.00		18

Company profile

Company Logo



Company Profile

-

Contact Details

ARJO AB

--

Telefon: -

Fax: -

E-mail: -