

NOVONESIS A/S SER. B

ISIN: **DK0060336014** WKN: -

Overview

2024/04/26 17:32:29

Price

52.50 EUR

Difference  1.55% (0.80)

General attributes

ISIN	DK0060336014
Symbol	NSIS B
Exchange	Vienna Stock Exchange
Currency	EUR
Sector	Chemical / Pharmaceutical / Health
Security type	Stock
Market cap (m)	21,444 EUR
Benchmark	OMX COPENHAGEN 20

Market data

Bid (Bid size)	-
Ask (Ask size)	-
Open	51.74 EUR
High	52.50 EUR
Low	51.74 EUR
Close (prev. day)	51.70 EUR
VWAP	51.22 EUR
Volume (pcs)	0
Trading volume	0.00
Number of trades	2
Last size	0

Futures and Options






Related Futures	18
Related Options	-

5y



Information about previous performance does not guarantee future performance.
Source: FactSet

Recent research

on sector			
Date		Headline	Download
2024/04/26		Global Equity Ratings	
2024/04/26		Aktienempfehlungen Global	
2024/04/15		Aktienempfehlungen Österreich	
2024/04/03		Global Equity Ratings	
2024/04/03		Aktienempfehlungen Global	

Details

2024/04/26 17:32:29

Price

52.50 EUR

Difference ▲ 1.55% (0.80)**General attributes**

ISIN	DK0060336014
Symbol	NSIS B
Exchange	Vienna Stock Exchange
Currency	EUR
Sector	Chemical / Pharmaceutical / Health
Security type	Stock
Market cap (m)	21,444 EUR
Benchmark	OMX COPENHAGEN 20

Market data

Bid (Bid size)	-
Ask (Ask size)	-
Open	51.74 EUR
High	52.50 EUR
Low	51.74 EUR
Close (prev. day)	51.70 EUR
VWAP	51.22 EUR
Volume (pcs)	0
Trading volume	0.00
Number of trades	2
Last size	0

Performance and Risk

	6m	1y	3y
Perf (%)	+38.93%	+9.88%	-7.31%
Perf (abs.)	+14.71	+4.72	-4.14
Beta	0.18	0.28	0.67
Volatility	23.33	23.78	27.87

5y



Information about previous performance does not guarantee future performance.
Source: FactSet

Price data

Ø price 5 days Ø volume 5 days (pcs.)	51.97 EUR (0)
Ø price 30 days Ø volume 30 days (pcs.)	53.05 EUR (1)
Ø price 100 days Ø volume 100 days (pcs.)	50.68 EUR (0)
Ø price 250 days Ø volume 250 days (pcs.)	46.35 EUR (4)
YTD High date	56.50 EUR (2024/03/20)
YTD Low date	46.53 EUR (2024/01/18)
52 Weeks High date	56.50 EUR (2024/03/20)
52 Weeks Low date	37.13 EUR (2023/10/02)

Arbitrage views

Exchange ⊕	Date	Time	Price	Trading volume (mio.)	Number of trades
Vienna Stock Exchange	2024/04/26	17:32	52.50 EUR	0.00	2
Tradegate	2024/04/26	22:26	52.32 EUR	0.12	20
Stuttgart	2024/04/26	15:46	52.08 EUR	0.00	14
SIX Swiss Exchange	2023/04/17	17:35	45.21 CHF	0.00	1
Nasdaq Copenhagen	2024/	16:59	389.60 DKK	179.01	2,952

	04/26					
Munich	2024/ 04/26	10:44	51.86 EUR	0.02		2
London Stock Exchange European Trade Reporting	2024/ 04/26	16:55	390.90 DKK	0.00		2
Frankfurt	2024/ 04/26	21:41	52.50 EUR	0.00		3
FINRA other OTC Issues	2024/ 04/26	17:29	53.32 USD	0.01		3
Duesseldorf	2024/ 04/26	19:30	51.98 EUR	0.00		7
Berlin	2024/ 04/26	21:43	52.34 EUR	0.00		17

Company profile

Company Logo



Contact Details

NOVONESIS A/S

--

Biologiens Vej 2 - 2800 Lyngby

Telefon: +

Fax: +

E-mail: -

Company Profile

-

Members of Management Board

Ester Baiget	Chairman of Managing Board
Amy Byrick	Member of Executive Committee
Anders Lund	Member of Executive Committee
Claus Crone Fuglsang	Member of Executive Committee
Graziela Chaluppe dos Santos Malucelli	Member of Executive Committee
Lars Green	Member of Executive Committee
Morten Enggaard Rasmussen	Member of Executive Committee
Tina Sejersgard Fano	Member of Executive Committee

Board of directors

Cees de Jong	Chairman of Supervisory Board
Morten Otto Sommer	Member of Supervisory Board
Sharon James	Member of Supervisory Board
Anders Knudsen	Member of Supervisory Board
Anne Breum	Member of Supervisory Board
Heine Dalsgaard	Member of Supervisory Board
Jens Øbro	Member of Supervisory Board
Jesper Brandgaard	Member of Supervisory Board
Kasim Kutay	Member of Supervisory Board
Kevin Lane	Member of Supervisory Board
Kim Stratton	Member of Supervisory Board
Lise Kaae	Member of Supervisory Board
Preben Nielsen	Member of Supervisory Board