

DWS GROUP GMBH & CO. KGAA

ISIN: DE000DWS1007 WKN: DWS100

Overview

2020/04/01 05:55:01

Price

33.80 CHF

Difference  0.12% (0.04)

General attributes

ISIN	DE000DWS1007
Symbol	DWS
Exchange	SIX Swiss Exchange
Currency	CHF
Sector	Financial
Security type	Stock
Market cap (m)	6,748 EUR
Benchmark	GERMANY DAX


Market data

Bid (Bid size)	30.40 CHF (500)
Ask (Ask size)	34.42 CHF (730)
Open	33.80 CHF
High	33.80 CHF
Low	33.80 CHF
Close (prev. day)	33.76 CHF
VWAP	30.30 CHF
Volume (pcs)	-
Trading volume	-
Number of trades	1
Last size	-

Futures and Options

Related Futures	15
Related Options	-











5y



Information about previous performance does not guarantee future performance.

Source: FactSet

Recent research

	on sector	on market	
Date		Headline	Download
2024/07/24		Global Equity Ratings	
2024/07/24		Aktienempfehlungen Global	
2024/07/19		Equity Weekly	
2024/07/15		Aktienempfehlungen Global	
2024/07/12		Global Equity Ratings	

Details

2020/04/01 05:55:01

Price

33.80 CHF

Difference ▲ 0.12% (0.04)

General attributes

ISIN	DE000DWS1007
Symbol	DWS
Exchange	SIX Swiss Exchange
Currency	CHF
Sector	Financial
Security type	Stock
Market cap (m)	6,748 EUR
Benchmark	GERMANY DAX


Market data

Bid (Bid size)	30.40 CHF (500)
Ask (Ask size)	34.42 CHF (730)
Open	33.80 CHF
High	33.80 CHF
Low	33.80 CHF
Close (prev. day)	33.76 CHF
VWAP	30.30 CHF
Volume (pcs)	-
Trading volume	-
Number of trades	1
Last size	-

Performance and Risk

	6m	1y	3y
Perf (%)	-	-	-
Perf (abs.)	-	-	-
Beta	1.41	1.15	1.09
Volatility	-	-	-

5y



Information about previous performance does not guarantee future performance.
Source: FactSet

Price data

Ø price 5 days Ø volume 5 days (pcs.)	- CHF (87,181)
Ø price 30 days Ø volume 30 days (pcs.)	23.59 CHF (22,138)
Ø price 100 days Ø volume 100 days (pcs.)	26.18 CHF (6,642)
Ø price 250 days Ø volume 250 days (pcs.)	28.97 CHF (2,659)
YTD High date	- CHF (-)
YTD Low date	- CHF (-)
52 Weeks High date	- CHF (-)
52 Weeks Low date	- CHF (-)

Arbitrage views

Exchange ⊕	Date	Time	Price	Trading volume (mio.)	Number of trades
Xetra	2024/07/26	17:35	33.74 EUR	3.56	701
Vienna Stock Exchange	2024/07/26	15:30	33.56 EUR	0.00	3
Tradegate	2024/07/26	22:26	33.80 EUR	0.93	223
Stuttgart	2024/07/26	21:55	33.72 EUR	0.52	80
SIX Swiss Exchange	2020/04/01	05:55	33.80 CHF	0.00	1

	01						
Munich	2024/07/ 26	08:57	33.20	EUR	0.01		2
London Stock Exchange	2024/06/ 05	11:02	42.80	EUR	4.27		2
Hanover	2024/07/ 26	08:16	33.14	EUR	0.00		3
Hamburg	2024/07/ 26	19:20	33.78	EUR	0.11		4
Frankfurt	2024/07/ 26	17:07	33.76	EUR	0.06		11
Duesseldorf	2024/07/ 26	19:31	33.60	EUR	0.00		5
Berlin	2024/07/ 26	14:39	33.54	EUR	0.00		2

Company profile

Company Logo



Contact Details

DWS GROUP GMBH & CO. KGAA

--

Mainzer Landstrasse 11-17 - 60329
Frankfurt

Telefon: +49-69-910-12371

Fax: +49-69-910-19090

E-mail: info@dws.com

Company Profile

-

Members of Management Board

Stefan Hoops	Chairman of Managing Board
Karen Kuder	Member of Executive Committee
Markus Kobler	Member of Executive Committee
Günter Görden	Member of Executive Committee
Manfred Bauer	Member of Executive Committee

Board of directors

Oliver Behrens	Chairman of Supervisory Board
Aldo Cardoso	Member of Supervisory Board
Angela Meurer	Member of Supervisory Board
Annabelle Bexiga	Member of Supervisory Board
Bernd Leukert	Member of Supervisory Board
Erwin Stengele	Member of Supervisory Board
Francisco Cabeza	Member of Supervisory Board
Louise Moretto	Member of Supervisory Board
Margret Suckale	Member of Supervisory Board
Minoru Kimura	Member of Supervisory Board
Richard Morris	Member of Supervisory Board
Said Zanjani	Member of Supervisory Board
Stephan Accorsini	Member of Supervisory Board
Ute Wolf	Member of Supervisory Board