

DWS GROUP GMBH & CO. KGAA

ISIN: DE000DWS1007 WKN: DWS100

Overview

2024/07/26 14:39:24

Price
33.54 EURDifference  2.69% (0.88)

General attributes

ISIN	DE000DWS1007
Symbol	DWS
Exchange	Berlin
Currency	EUR
Sector	Financial
Security type	Stock
Market cap (m)	6,748 EUR
Benchmark	GERMANY DAX

Market data

Bid (Bid size)	-
Ask (Ask size)	-
Open	32.98 EUR
High	33.54 EUR
Low	32.98 EUR
Close (prev. day)	32.66 EUR
VWAP	-
Volume (pcs)	100
Trading volume	3,354.00
Number of trades	2
Last size	100

Futures and Options











Related Futures	15
Related Options	-

5y



Information about previous performance does not guarantee future performance.
Source: FactSet

Recent research

	on sector	on market	
Date		Headline	Download
2024/07/24		Global Equity Ratings	
2024/07/24		Aktienempfehlungen Global	
2024/07/19		Equity Weekly	
2024/07/15		Aktienempfehlungen Global	
2024/07/12		Global Equity Ratings	

Details

2024/07/26 14:39:24

Price

33.54 EUR

Difference ▲ 2.69% (0.88)

General attributes

ISIN	DE000DWS1007
Symbol	DWS
Exchange	Berlin
Currency	EUR
Sector	Financial
Security type	Stock
Market cap (m)	6,748 EUR
Benchmark	GERMANY DAX

Market data

Bid (Bid size)	-
Ask (Ask size)	-
Open	32.98 EUR
High	33.54 EUR
Low	32.98 EUR
Close (prev. day)	32.66 EUR
VWAP	-
Volume (pcs)	100
Trading volume	3,354.00
Number of trades	2
Last size	100

Performance and Risk

	6m	1y	3y
Perf (%)	-13.33%	+12.47%	-16.02%
Perf (abs.)	-5.16	+3.72	-6.40
Beta	1.41	1.15	1.09
Volatility	35.04	28.76	30.32

5y



Information about previous performance does not guarantee future performance.
Source: FactSet

Price data

Ø price 5 days Ø volume 5 days (pcs.)	32.63 EUR (22)
Ø price 30 days Ø volume 30 days (pcs.)	33.26 EUR (120)
Ø price 100 days Ø volume 100 days (pcs.)	38.29 EUR (124)
Ø price 250 days Ø volume 250 days (pcs.)	34.95 EUR (84)
YTD High date	44.50 EUR (2024/06/04)
YTD Low date	31.98 EUR (2024/07/22)
52 Weeks High date	44.50 EUR (2024/06/04)
52 Weeks Low date	27.02 EUR (2023/10/30)

Arbitrage views

Exchange ⊕	Date	Time	Price	Trading volume (mio.)	Number of trades
Xetra	2024/07/26	17:35	33.74 EUR	3.56	701
Vienna Stock Exchange	2024/07/26	15:30	33.56 EUR	0.00	3
Tradegate	2024/07/26	22:26	33.80 EUR	0.93	223
Stuttgart	2024/07/26	21:55	33.72 EUR	0.52	80
SIX Swiss Exchange	2020/04/	05:55	33.80 CHF	0.00	1

	01						
Munich	2024/07/26	08:57	33.20	EUR	0.01		2
London Stock Exchange	2024/06/05	11:02	42.80	EUR	4.27		2
Hanover	2024/07/26	08:16	33.14	EUR	0.00		3
Hamburg	2024/07/26	19:20	33.78	EUR	0.11		4
Frankfurt	2024/07/26	17:07	33.76	EUR	0.06		11
Duesseldorf	2024/07/26	19:31	33.60	EUR	0.00		5
Berlin	2024/07/26	14:39	33.54	EUR	0.00		2

Company profile

Company Logo



Contact Details

DWS GROUP GMBH & CO. KGAA

--

Mainzer Landstrasse 11-17 - 60329
Frankfurt

Telefon: +49-69-910-12371

Fax: +49-69-910-19090

E-mail: info@dws.com

Company Profile

-

Members of Management Board

Stefan Hoops Chairman of Managing Board

Karen Kuder Member of Executive Committee

Markus Kobler Member of Executive Committee

Günter Görden Member of Executive Committee

Manfred Bauer Member of Executive Committee

Board of directors

Oliver Behrens Chairman of Supervisory Board

Aldo Cardoso Member of Supervisory Board

Angela Meurer Member of Supervisory Board

Annabelle Bexiga Member of Supervisory Board

Bernd Leukert Member of Supervisory Board

Erwin Stengele Member of Supervisory Board

Francisco Cabeza Member of Supervisory Board

Louise Moretto Member of Supervisory Board

Margret Suckale Member of Supervisory Board

Minoru Kimura Member of Supervisory Board

Richard Morris Member of Supervisory Board

Said Zanjani Member of Supervisory Board

Stephan Accorsini Member of Supervisory Board

Ute Wolf Member of Supervisory Board