

ALFEN NV EUR0.10

ISIN: NL0012817175 WKN: -

Overview

2024/07/29 08:00:21

Price
16.205 EURDifference  -1.91% (-0.32)

General attributes

ISIN	NL0012817175
Symbol	ALFEN
Exchange	Stuttgart
Currency	EUR
Sector	Utilities
Security type	Stock
Market cap (m)	345 EUR
Benchmark	AMSTERDAM EXCHANGES INDEX

Market data

Bid (Bid size)	- (0)
Ask (Ask size)	- (0)
Open	16.205 EUR
High	16.205 EUR
Low	16.205 EUR
Close (prev. day)	16.52 EUR
VWAP	-
Volume (pcs)	0
Trading volume	0.00
Number of trades	3
Last size	0

Futures and Options









Related Futures	-
Related Options	661

5y



Information about previous performance does not guarantee future performance.
Source: FactSet

Recent research

on sector		on market	
Date		Headline	Download
2024/07/29		Aktienempfehlungen Österreich	
2024/07/26		Equity Weekly	
2024/07/24		Global Equity Ratings	
2024/07/24		Aktienempfehlungen Global	
2024/07/15		Aktienempfehlungen Global	

Details

2024/07/29 08:00:21

Price

16.205 EUR

Difference  -1.91% (-0.32)

General attributes

ISIN	NL0012817175
Symbol	ALFEN
Exchange	Stuttgart
Currency	EUR
Sector	Utilities
Security type	Stock
Market cap (m)	345 EUR
Benchmark	AMSTERDAM EXCHANGES INDEX

Market data

Bid (Bid size)	- (0)
Ask (Ask size)	- (0)
Open	16.205 EUR
High	16.205 EUR
Low	16.205 EUR
Close (prev. day)	16.52 EUR
VWAP	-
Volume (pcs)	0
Trading volume	0.00
Number of trades	3
Last size	0

Performance and Risk

	6m	1y	3y
Perf (%)	-69.38%	-73.22%	-81.39%
Perf (abs.)	-36.72	-44.32	-70.90
Beta	1.68	1.79	1.19
Volatility	103.39	85.96	63.88

5y



Information about previous performance does not guarantee future performance.
Source: FactSet

Price data

Ø price 5 days Ø volume 5 days (pcs.)	16.424 EUR (64)
Ø price 30 days Ø volume 30 days (pcs.)	20.701 EUR (254)
Ø price 100 days Ø volume 100 days (pcs.)	34.782 EUR (99)
Ø price 250 days Ø volume 250 days (pcs.)	42.690 EUR (64)
YTD High date	65.080 EUR (2024/02/14)
YTD Low date	15.290 EUR (2024/06/26)
52 Weeks High date	65.080 EUR (2024/02/14)
52 Weeks Low date	15.290 EUR (2024/06/26)

Arbitrage views

Exchange 	Date	Time	Price	Trading volume (mio.)	Number of trades
Xetra	2024/07/29	17:35	16.65 EUR	0.00	1
Vienna Stock Exchange	2024/07/29	15:30	16.385 EUR	0.00	4
Tradegate	2024/07/29	22:26	16.15 EUR	0.12	83
Stuttgart	2024/07/29	08:00	16.205 EUR	0.00	3

Munich	2024/ 07/29	08:11	16.27 EUR	0.00	2
London Stock Exchange European Trade Reporting	2024/ 07/29	17:30	16.2925 EUR	0.00	2
Frankfurt	2024/ 07/29	11:10	16.50 EUR	0.01	2
FINRA other OTC Issues	2024/ 04/15	16:38	40.70 USD	0.00	1
Euronext Milan MTF Trading After Hours	-	-	-	0.00	-
Euronext Amsterdam	2024/ 07/29	17:35	15.885 EUR	2.66	882
Duesseldorf	2024/ 07/29	08:10	16.15 EUR	0.00	2
Berlin	2024/ 07/29	21:50	16.28 EUR	0.00	19

Company profile

Company Logo



Contact Details

ALFEN NV

--

Hefbrugweg 28 - 1332 AP Almere

Telefon: +31-36-549-34-00

Fax: +

E-mail: info@alfen.com

Company Profile

-

Members of Management Board

Marco Roeleveld Chairman of Managing Board

Anne van Nood Member of Executive Committee

Bart Kempen Member of Executive Committee

Jeroen van Rossen Member of Executive Committee

Michelle Lesh Member of Executive Committee

Board of directors

Henk ten Hove Chairman of Supervisory Board

Jeanine van der Vlist Member of Supervisory Board

Maria Anhalt Member of Supervisory Board

Willem Ackermans Member of Supervisory Board