

ALFEN NV EUR0.10

ISIN: NL0012817175 WKN: -

Overview

2024/08/09 17:35:27

Price

15.17 EUR

Difference  -0.10% (-0.02)

General attributes

ISIN NL0012817175

Symbol ALFEN

Exchange Euronext Amsterdam

Currency EUR

Sector Utilities

Security type Stock

Market cap (m) 329 EUR

Benchmark AMSTERDAM EXCHANGES INDEX

Market data

Bid (Bid size) 15.14 EUR (200)

Ask (Ask size) 15.60 EUR (500)

Open 15.205 EUR

High 15.74 EUR

Low 15.155 EUR

Close (prev. day) 15.185 EUR

VWAP 15.392231 EUR

Volume (pcs) 160,223

Trading volume 2,466,189.00

Number of trades 914

Last size 1

Futures and Options

Related Futures -





Related Options 621

5y



Information about previous performance does not guarantee future performance.
Source: FactSet

Recent research

on sector		on market	
Date		Headline	Download
2024/07/29		Aktienempfehlungen Österreich	
2024/07/26		Equity Weekly	
2024/07/24		Global Equity Ratings	
2024/07/24		Aktienempfehlungen Global	
2024/07/15		Aktienempfehlungen Global	

Details

2024/08/09 17:35:27

Price

15.17 EUR

Difference ▼ -0.10% (-0.02)

General attributes

ISIN	NL0012817175
Symbol	ALFEN
Exchange	Euronext Amsterdam
Currency	EUR
Sector	Utilities
Security type	Stock
Market cap (m)	329 EUR
Benchmark	AMSTERDAM EXCHANGES INDEX

Market data

Bid (Bid size)	15.14 EUR (200)
Ask (Ask size)	15.60 EUR (500)
Open	15.205 EUR
High	15.74 EUR
Low	15.155 EUR
Close (prev. day)	15.185 EUR
VWAP	15.392231 EUR
Volume (pcs)	160,223
Trading volume	2,466,189.00
Number of trades	914
Last size	1

Performance and Risk

	6m	1y	3y
Perf (%)	-71.55%	-75.04%	-83.39%
Perf (abs.)	-38.15	-45.61	-76.18
Beta	1.81	1.87	1.22
Volatility	109.21	88.74	64.72

5y



Information about previous performance does not guarantee future performance.
Source: FactSet

Price data

Ø price 5 days Ø volume 5 days (pcs.)	15.04 EUR (264,363)
Ø price 30 days Ø volume 30 days (pcs.)	17.02 EUR (385,416)
Ø price 100 days Ø volume 100 days (pcs.)	31.86 EUR (400,321)
Ø price 250 days Ø volume 250 days (pcs.)	41.05 EUR (283,916)
YTD High date	65.30 EUR (2024/02/14)
YTD Low date	13.64 EUR (2024/08/05)
52 Weeks High date	65.30 EUR (2024/02/14)
52 Weeks Low date	13.64 EUR (2024/08/05)

All listings for ALFEN NV EUR0.10

Exchange	Date	Time	Price	Trading volume (mio.)	Number of trades
Xetra	2024/08/09	17:35	15.17 EUR	0.01	4
Vienna Stock Exchange	2024/08/09	17:21	15.27 EUR	0.02	14
Tradegate	2024/08/09	19:55	15.205 EUR	0.07	58
Stuttgart	2024/08/09	16:32	15.19 EUR	0.00	8

Munich	2024/ 08/09	08:11	15.275 EUR	0.00	1
London Stock Exchange European Trade Reporting	2024/ 08/09	17:30	15.2625 EUR	0.00	2
Frankfurt	2024/ 08/09	08:03	15.105 EUR	0.00	1
FINRA other OTC Issues	2024/ 04/15	16:38	40.70 USD	0.00	1
Euronext Milan MTF Trading After Hours	-	-	-	0.00	-
Euronext Amsterdam	2024/ 08/09	17:35	15.17 EUR	2.47	914
Duesseldorf	2024/ 08/09	08:11	15.23 EUR	0.00	1
Berlin	2024/ 08/09	21:50	15.22 EUR	0.00	17

Company profile

Company Logo



Contact Details

ALFEN NV

- -

Hefbrugweg 28 - 1332 AP Almere

Telefon: +31-36-549-34-00

Fax: +

E-mail: info@alfen.com

Company Profile

-

Members of Management Board

Marco Roeleveld	Chairman of Managing Board
--------------------	-------------------------------

Anne van Nood	Member of Executive Committee
---------------	----------------------------------

Bart Kempen	Member of Executive Committee
-------------	----------------------------------

Jeroen van Rossen	Member of Executive Committee
----------------------	----------------------------------

Michelle Lesh	Member of Executive Committee
---------------	----------------------------------

Board of directors

Henk ten Hove	Chairman of Supervisory Board
---------------	----------------------------------

Jeanine van der Vlist	Member of Supervisory Board
--------------------------	--------------------------------

Maria Anhalt	Member of Supervisory Board
--------------	--------------------------------

Willem Ackermans	Member of Supervisory Board
---------------------	--------------------------------