

## SIEMENS HEALTHINEERS AG

ISIN: DE000SHL1006 WKN: SHL100

## Overview

2024/04/26 08:16:03

Price

52.34 EUR

Difference  -0.15% (-0.08)

## General attributes

ISIN DE000SHL1006

Symbol SHL

Exchange Hanover

Currency EUR

Sector Chemical / Pharmaceutical / Health

Security type Stock

Market cap (m) 59,070 EUR

Benchmark GERMANY DAX

## Market data

Bid (Bid size) -

Ask (Ask size) -

Open 52.34 EUR

High 52.34 EUR

Low 52.34 EUR

Close (prev. day) 52.42 EUR

VWAP -

Volume (pcs) 0

Trading volume 0.00

Number of trades 3

Last size 0

## Futures and Options

Related Futures 38




Related Options -

5y



Information about previous performance does not guarantee future performance.  
Source: FactSet

## Recent research

on sector		on market	
Date		Headline	Download
2024/04/26		Global Equity Ratings	
2024/04/26		Aktienempfehlungen Global	
2024/04/15		Aktienempfehlungen Österreich	
2024/04/03		Global Equity Ratings	
2024/04/03		Aktienempfehlungen Global	

## Details

2024/04/26 08:16:03

## Price

52.34 EUR

Difference ▼ -0.15% (-0.08)

## General attributes

ISIN	DE000SHL1006
Symbol	SHL
Exchange	Hanover
Currency	EUR
Sector	Chemical / Pharmaceutical / Health
Security type	Stock
Market cap (m)	59,070 EUR
Benchmark	GERMANY DAX

## Market data

Bid (Bid size)	-
Ask (Ask size)	-
Open	52.34 EUR
High	52.34 EUR
Low	52.34 EUR
Close (prev. day)	52.42 EUR
VWAP	-
Volume (pcs)	0
Trading volume	0.00
Number of trades	3
Last size	0

## Performance and Risk

	6m	1y	3y
Perf (%)	+10.66%	-6.84%	+8.72%
Perf (abs.)	+5.04	-3.84	+4.20
Beta	0.98	0.98	0.81
Volatility	22.28	22.98	27.87

5y



Information about previous performance does not guarantee future performance.  
Source: FactSet

## Price data

Ø price 5 days   Ø volume 5 days (pcs.)	51.98 EUR (6)
Ø price 30 days   Ø volume 30 days (pcs.)	54.19 EUR (9)
Ø price 100 days   Ø volume 100 days (pcs.)	53.69 EUR (17)
Ø price 250 days   Ø volume 250 days (pcs.)	51.10 EUR (12)
YTD High   date	57.80 EUR (2024/03/08)
YTD Low   date	49.61 EUR (2024/04/19)
52 Weeks High   date	57.80 EUR (2024/03/08)
52 Weeks Low   date	44.46 EUR (2023/09/20)

## Arbitrage views

Exchange <span>⊕</span>	Date	Time	Price	Trading volume (mio.)	Number of trades
Xetra	2024/04/26	17:35	52.94 EUR	37.01	2,151
Vienna Stock Exchange	2024/04/26	17:32	52.92 EUR	0.00	2
Tradegate	2024/04/26	22:26	52.98 EUR	0.49	90
Stuttgart	2024/04/26	21:59	52.84 EUR	0.02	161
SIX Swiss Exchange	2022/	17:36	70.00 CHF	0.00	1

	11/14						
Munich	2024/ 04/26	17:07	52.98	EUR	0.01		2
London Stock Exchange	2024/ 04/26	16:44	52.54	EUR	5.32		2
Hanover	2024/ 04/26	08:16	52.34	EUR	0.00		3
Hamburg	2024/ 04/26	11:14	52.36	EUR	0.06		3
Frankfurt	2024/ 04/26	21:07	52.82	EUR	0.02		5
FINRA other OTC Issues	2024/ 04/23	19:38	53.36	USD	0.03		2
Euronext Milan MTF Trading After Hours	2024/ 04/26	17:44	52.98	EUR	0.00		1
Euronext Milan MTF Global Equity Market	2024/ 04/26	17:44	52.98	EUR	0.00		2
Duesseldorf	2024/ 04/26	19:32	52.86	EUR	0.00		5
Berlin	2024/ 04/26	08:02	52.30	EUR	0.00		2

# Company profile

## Company Logo



### Contact Details

SIEMENS HEALTHINEERS AG

--

Henkestrasse 127 - 91052 Erlangen

Telefon: +49-49-9131-84-0

Fax: +

E-mail: -

## Company Profile

-

### Members of Management Board

Bernd Montag Chairman of Managing Board

Jochen Schmitz Member of Executive Committee

Darleen Caron Member of Executive Committee

Elisabeth Staudinger Member of Executive Committee

### Board of directors

Ralf Peter Thomas Chairman of Supervisory Board

Andreas Hoffmann Member of Supervisory Board

Marion Helmes Member of Supervisory Board

Nathalie von Siemens Member of Supervisory Board

Norbert Gaus Member of Supervisory Board

Philipp Rösler Member of Supervisory Board

Roland Emil Busch Member of Supervisory Board

Dorothea Simon Member of Supervisory Board

Dow Wilson Member of Supervisory Board

Karl-Heinz Streibich Member of Supervisory Board

Peer Schatz Member of Supervisory Board