

ELKEM ASA

ISIN: NO0010816093

WKN: -

Overview

2024/07/18 17:21:32

Price
1.609 EURDifference  -15.23% (-0.29)

General attributes

ISIN	NO0010816093
Symbol	ELK
Exchange	Frankfurt
Currency	EUR
Sector	Industry
Security type	Stock
Market cap (m)	1,233 EUR
Benchmark	NORWAY OSLO BORS ALL SHARE(TRG)

Market data

Bid (Bid size)	1.899 EUR (1,700)
Ask (Ask size)	1.974 EUR (1,700)
Open	1.90 EUR
High	1.903 EUR
Low	1.609 EUR
Close (prev. day)	1.898 EUR
VWAP	1.697 EUR
Volume (pcs)	0
Trading volume	0.00
Number of trades	5
Last size	0

Futures and Options








Related Futures	-
Related Options	-

5y



Information about previous performance does not guarantee future performance.
Source: FactSet

Recent research

on sector	Date	Headline	Download
	2024/07/15	 Aktienempfehlungen Global	
	2024/07/12	 Global Equity Ratings	
	2024/07/09	 Aktienempfehlungen Österreich	
	2024/06/24	 Aktienempfehlungen Österreich	
	2024/06/21	 Global Equity Ratings	

Details

2024/07/18 17:21:32

Price

1.609 EUR

Difference ▼ -15.23% (-0.29)

General attributes

ISIN	NO0010816093
Symbol	ELK
Exchange	Frankfurt
Currency	EUR
Sector	Industry
Security type	Stock
Market cap (m)	1,233 EUR
Benchmark	NORWAY OSLO BORS ALL SHARE(TRG)

Market data

Bid (Bid size)	1.899 EUR (1,700)
Ask (Ask size)	1.974 EUR (1,700)
Open	1.90 EUR
High	1.903 EUR
Low	1.609 EUR
Close (prev. day)	1.898 EUR
VWAP	1.697 EUR
Volume (pcs)	0
Trading volume	0.00
Number of trades	5
Last size	0

Performance and Risk

	6m	1y	3y
Perf (%)	-2.57%	-4.09%	-33.87%
Perf (abs.)	-0.05	-0.08	-0.97
Beta	1.53	1.15	1.10
Volatility	40.82	42.67	43.90

5y



Information about previous performance does not guarantee future performance.
Source: FactSet

Price data

Ø price 5 days Ø volume 5 days (pcs.)	1.860 EUR (0)
Ø price 30 days Ø volume 30 days (pcs.)	1.758 EUR (75)
Ø price 100 days Ø volume 100 days (pcs.)	1.779 EUR (341)
Ø price 250 days Ø volume 250 days (pcs.)	1.763 EUR (286)
YTD High date	2.126 EUR (2024/01/12)
YTD Low date	1.589 EUR (2024/05/02)
52 Weeks High date	2.168 EUR (2023/08/01)
52 Weeks Low date	1.300 EUR (2023/10/25)

Arbitrage views

Exchange	Date	Time	Price	Trading volume (mio.)	Number of trades
Tradegate	2024/07/18	18:01	1.93 EUR	0.01	3
Stuttgart	2024/07/18	16:28	1.936 EUR	0.01	9
Munich	2024/07/18	08:11	1.929 EUR	0.00	2
London Stock Exchange European Trade Reporting	2024/07/18	16:20	22.58 NOK	0.00	1
Frankfurt	2024/	17:21	1.609 EUR	0.00	5

	07/18					
First North Stockholm	2024/ 07/15	18:00	22.72 NOK	0.18		7
FINRA other OTC Issues	2024/ 07/15	18:13	2.10 USD	0.00		1
Duesseldorf	2024/ 07/18	19:30	1.901 EUR	0.00		4
Berlin	2024/ 07/18	08:11	1.93 EUR	0.00		1

Company profile

Company Logo



Company Profile

-

Contact Details

ELKEM ASA

--

HOFFSVEIEN 65 B -- OSLO 0303

Telefon: +47 - 22450 - 100

Fax: +47 - 22450 - 155

E-mail: info@elkem.no