

## CARGOTEC OYJ

ISIN: **FI4000571013** WKN: **CGCBV**

## Overview

2024/08/09 22:27:00

Price  
45.56 EURDifference  -0.26% (-0.12)

## General attributes

ISIN	FI4000571013
Symbol	CGCBV
Exchange	Tradegate
Currency	EUR
Sector	Transport
Security type	Stock
Market cap (m)	2,505 EUR
Benchmark	OMX HELSINKI 25

## Market data

Bid (Bid size)	45.50 EUR (120)
Ask (Ask size)	45.62 EUR (120)
Open	46.46 EUR
High	47.08 EUR
Low	45.40 EUR
Close (prev. day)	45.68 EUR
VWAP	46.48874 EUR
Volume (pcs)	627
Trading volume	29,148.44
Number of trades	4
Last size	3

## Futures and Options




Related Futures	21
Related Options	-

5y



Information about previous performance does not guarantee future performance.  
Source: FactSet

## Recent research

on sector		on market	
Date		Headline	Download
2024/08/09		Equity Weekly	
2024/07/29		Aktienempfehlungen Österreich	
2024/07/24		Global Equity Ratings	
2024/07/24		Aktienempfehlungen Global	
2024/07/15		Aktienempfehlungen Global	

## Details

2024/08/09 22:27:00

## Price

45.56 EUR

Difference ▼ -0.26% (-0.12)

## General attributes

ISIN	FI4000571013
Symbol	CGCBV
Exchange	Tradegate
Currency	EUR
Sector	Transport
Security type	Stock
Market cap (m)	2,505 EUR
Benchmark	OMX HELSINKI 25

## Market data

Bid (Bid size)	45.50 EUR (120)
Ask (Ask size)	45.62 EUR (120)
Open	46.46 EUR
High	47.08 EUR
Low	45.40 EUR
Close (prev. day)	45.68 EUR
VWAP	46.48874 EUR
Volume (pcs)	627
Trading volume	29,148.44
Number of trades	4
Last size	3

## Performance and Risk

	6m	1y	3y
Perf (%)	+13.58%	+65.54%	+53.82%
Perf (abs.)	+5.43	+17.97	+15.88
Beta	1.18	1.03	1.39
Volatility	34.82	31.72	38.35

5y



Information about previous performance does not guarantee future performance.  
Source: FactSet

## Price data

Ø price 5 days   Ø volume 5 days (pcs.)	43.90 EUR (316)
Ø price 30 days   Ø volume 30 days (pcs.)	44.18 EUR (126)
Ø price 100 days   Ø volume 100 days (pcs.)	45.67 EUR (159)
Ø price 250 days   Ø volume 250 days (pcs.)	36.74 EUR (125)
YTD High   date	52.99 EUR (2024/05/27)
YTD Low   date	31.21 EUR (2024/01/03)
52 Weeks High   date	52.99 EUR (2024/05/27)
52 Weeks Low   date	22.73 EUR (2023/10/26)

## All listings for CARGOTEC OYJ

Exchange	Date	Time	Price	Trading volume (mio.)	Number of trades
Tradegate	2024/08/09	22:27	45.56 EUR	0.03	4
Stuttgart	2024/08/09	16:25	45.26 EUR	0.00	8
Nasdaq Helsinki	2024/08/09	18:00	45.40 EUR	7.08	1,866
London Stock Exchange European Trade Reporting	2024/07/30	13:03	46.28 EUR	0.00	1

Frankfurt	2024/ 08/09	08:06	45.50 EUR	0.00	1
FINRA other OTC Issues	2024/ 05/31	15:32	53.5882 USD	0.01	1
Duesseldorf	2024/ 08/09	08:13	45.34 EUR	0.00	2
Berlin	2024/ 08/09	21:43	45.56 EUR	0.00	17

## Company profile

### Company Logo



### Contact Details

CARGOTEC OYJ

--

Porkkalankatu 5 00180 Helsinki

Telefon: +358 20 777 4000

Fax: -

E-mail: [communications@cargotec.com](mailto:communications@cargotec.com)

### Company Profile

-

#### Members of Management Board

Casimir Lindholm Chairman of Managing Board

Leif Byström Member of Executive Committee

Mikael Laine Member of Executive Committee

Mikko Pelkonen Member of Executive Committee

Mikko Puolakka Member of Executive Committee

Outi Aaltonen Member of Executive Committee

Sami Niiranen Member of Executive Committee

Scott Phillips Member of Executive Committee

Soili Mäkinen Member of Executive Committee

#### Board of directors

Ilkka Herlin Chairman of Supervisory Board

Eric Per Jerker Alström Member of Supervisory Board

Jukka Matias Moisio Member of Supervisory Board

Rajja-Leena Hankonen-Nybom Member of Supervisory Board

Ritva Sotamaa Member of Supervisory Board

Tuija Pohjolainen-Hiltunen Member of Supervisory Board