

## BANK OF QUEENSLAND LIMITED

ISIN: AU000000BOQ8 WKN: BOQ

## Overview

2024/02/22 21:52:20

Price

3.865 USD

Difference  4.46% (0.17)

## General attributes

ISIN	AU000000BOQ8
Symbol	BOQ
Exchange	FINRA other OTC Issues
Currency	USD
Sector	Financial
Security type	Stock
Market cap (m)	2,495 EUR
Benchmark	ASX ALL ORDINARIES INDEX

## Market data

Bid (Bid size)	-
Ask (Ask size)	-
Open	3.865 USD
High	3.865 USD
Low	3.865 USD
Close (prev. day)	3.70 USD
VWAP	3.865 USD
Volume (pcs)	330
Trading volume	1,275.45
Number of trades	2
Last size	165

## Futures and Options

Related Futures	-
Related Options	396











5y



Information about previous performance does not guarantee future performance.

Source: FactSet

## Recent research

on sector			
Date		Headline	Download
2024/07/24		Global Equity Ratings	
2024/07/24		Aktienempfehlungen Global	
2024/07/19		Equity Weekly	
2024/07/15		Aktienempfehlungen Global	
2024/07/12		Global Equity Ratings	

## Details

2024/02/22 21:52:20

## Price

3.865 USD

Difference ▲ 4.46% (0.17)

## General attributes

ISIN	AU000000BOQ8
Symbol	BOQ
Exchange	FINRA other OTC Issues
Currency	USD
Sector	Financial
Security type	Stock
Market cap (m)	2,495 EUR
Benchmark	ASX ALL ORDINARIES INDEX

## Market data

Bid (Bid size)	-
Ask (Ask size)	-
Open	3.865 USD
High	3.865 USD
Low	3.865 USD
Close (prev. day)	3.70 USD
VWAP	3.865 USD
Volume (pcs)	330
Trading volume	1,275.45
Number of trades	2
Last size	165

## Performance and Risk

	6m	1y	3y
Perf (%)	-	-	-
Perf (abs.)	-	-	-
Beta	0.66	0.83	0.91
Volatility	-	2.89	15.21

5y



Information about previous performance does not guarantee future performance.  
Source: FactSet

## Price data

Ø price 5 days   Ø volume 5 days (pcs.)	- USD (-)
Ø price 30 days   Ø volume 30 days (pcs.)	- USD (-)
Ø price 100 days   Ø volume 100 days (pcs.)	3.865 USD (125)
Ø price 250 days   Ø volume 250 days (pcs.)	3.748 USD (376)
YTD High   date	3.865 USD (2024/02/22)
YTD Low   date	3.865 USD (2024/02/22)
52 Weeks High   date	3.865 USD (2024/02/22)
52 Weeks Low   date	3.680 USD (2023/09/26)

## Arbitrage views

Exchange	Date	Time	Price	Trading volume (mio.)	Number of trades
Tradegate	2024/07/26	22:02	3.78 EUR	0.00	1
Stuttgart	2024/07/26	08:15	3.76 EUR	0.00	3
Munich	2024/07/26	08:04	3.76 EUR	0.00	1
Frankfurt	2024/07/26	08:24	3.74 EUR	0.00	2
FINRA other OTC	2024/02/22	21:52	3.865 USD	0.00	2

Issues	22					
Duesseldorf	2024/07/ 26	19:30	3.74 EUR	0.00		7
Australian Securities Exchange	2024/07/ 26	08:10	6.26 AUD	7.68		2,946

## Company profile

### Company Logo



### Contact Details

BANK OF QUEENSLAND LTD.

--

Level 17, BOQ Centre, Queen Street 259  
4000 BRISBANE, QLD

Telefon: +61 (07) 3212 3333

Fax: +61 (07) 3212 3399

E-mail: -

### Company Profile

-

#### Members of Management Board

Adam McAnalen Member of Executive Committee

Craig Ryman Member of Executive Committee

Danielle Keighery Member of Executive Committee

Deb Eckersley Member of Executive Committee

Ewen Stafford Member of Executive Committee

Fiamma Morton Member of Executive Committee

George Frazis Member of Executive Committee

Martine Jager Member of Executive Committee

Nicholas Allton Member of Executive Committee

#### Board of directors

Warwick Negus Chairman of Supervisory Board

Jenny Fagg Member of Supervisory Board

Andrew Peter Fraser Member of Supervisory Board

Bruce Carter Member of Supervisory Board

Deborah Kiers Member of Supervisory Board

Karen Penrose Member of Supervisory Board

Mickie Rosen Member of Supervisory Board