

KYOWA KIRIN CO. LTD.

ISIN: JP3256000005 WKN: 4151

Overview

2024/05/02 08:00:00

Price
2,667.50 JPYDifference  0.00% (0.00)

General attributes

ISIN	JP3256000005
Symbol	4151
Exchange	Tokyo Stock Exchange
Currency	JPY
Sector	Chemical / Pharmaceutical / Health
Security type	Stock
Market cap (m)	8,787 EUR
Benchmark	NIKKEI 225

Market data

Bid (Bid size)	2,667.00 JPY (300)
Ask (Ask size)	2,671.50 JPY (1,000)
Open	2,668.50 JPY
High	2,684.00 JPY
Low	2,650.50 JPY
Close (prev. day)	2,667.50 JPY
VWAP	2,666.6327 JPY
Volume (pcs)	954,600
Trading volume	25,455,676.00
Number of trades	2,075
Last size	267,200

Futures and Options





Related Futures	-
Related Options	-

5y



Information about previous performance does not guarantee future performance.
Source: FactSet

Recent research

on sector		on market	
Date		Headline	Download
2024/04/29		Aktienempfehlungen Österreich	
2024/04/26		Global Equity Ratings	
2024/04/26		Aktienempfehlungen Global	
2024/04/15		Aktienempfehlungen Österreich	
2024/04/03		Global Equity Ratings	

Details

2024/05/02 08:00:00

Price

2,667.50 JPY

Difference ➔ 0.00% (0.00)

General attributes

ISIN	JP3256000005
Symbol	4151
Exchange	Tokyo Stock Exchange
Currency	JPY
Sector	Chemical / Pharmaceutical / Health
Security type	Stock
Market cap (m)	8,787 EUR
Benchmark	NIKKEI 225

Market data

Bid (Bid size)	2,667.00 JPY (300)
Ask (Ask size)	2,671.50 JPY (1,000)
Open	2,668.50 JPY
High	2,684.00 JPY
Low	2,650.50 JPY
Close (prev. day)	2,667.50 JPY
VWAP	2,666.6327 JPY
Volume (pcs)	954,600
Trading volume	25,455,676.00
Number of trades	2,075
Last size	267,200

Performance and Risk

	6m	1y	3y
Perf (%)	+10.96%	-12.83%	-19.65%
Perf (abs.)	+263.50	-392.50	-652.50
Beta	0.62	0.60	0.71
Volatility	32.25	30.26	27.82

5y



Information about previous performance does not guarantee future performance.
Source: FactSet

Price data

Ø price 5 days Ø volume 5 days (pcs.)	2,647.60 JPY (990,200)
Ø price 30 days Ø volume 30 days (pcs.)	2,667.02 JPY (1,120,797)
Ø price 100 days Ø volume 100 days (pcs.)	2,601.28 JPY (1,148,776)
Ø price 250 days Ø volume 250 days (pcs.)	2,620.33 JPY (1,102,560)
YTD High date	3,009.00 JPY (2024/03/04)
YTD Low date	2,266.50 JPY (2024/02/07)
52 Weeks High date	3,060.00 JPY (2023/05/08)
52 Weeks Low date	2,266.50 JPY (2024/02/07)

Arbitrage views

Exchange ⊕	Date	Time	Price	Trading volume (mio.)	Number of trades
Tradegate	2024/05/03	22:02	16.10 EUR	0.00	1
Tokyo Stock Exchange	2024/05/02	08:00	2,667.50 JPY	25.46	2,075
Stuttgart	2024/05/06	08:08	15.90 EUR	0.00	1
Munich	2024/05/06	08:00	15.80 EUR	0.00	1
Hanover	2024/05/06	08:02	15.80 EUR	0.00	1

	06					
Frankfurt	2024/05/06	09:59	15.90 EUR	0.00		3
FINRA other OTC Issues	2024/04/22	15:36	17.63 USD	0.00		1
Duesseldorf	2024/05/06	08:10	15.70 EUR	0.00		1
Berlin	2024/05/06	10:05	16.00 EUR	0.00		3

Company profile

Company Logo



Company Profile

-

Contact Details

KYOWA KIRIN

--

1-6-1, Ohtemachi, Chiyoda-ku - 100-8185
Tokyo

Telefon: 03-3282-0007

Fax: 03-3282-0990

E-mail: -