

ZAI LAB LTD

ISIN: US98887Q1040

WKN: 98887Q104

Overview

2024/07/09 08:05:01

5y

Price

15.60 EUR

Difference  -0.64% (-0.10)

General attributes

ISIN US98887Q1040

Symbol ZLAB

Exchange Munich

Currency EUR

Sector Chemical / Pharmaceutical / Health

Security type Stock

Market cap (m) 1,515 EUR

Benchmark MSCI WORLD INDEX (STRD, UHD)

Market data

Bid (Bid size) 15.40 EUR (500)

Ask (Ask size) 15.80 EUR (500)

Open 15.60 EUR

High 15.60 EUR

Low 15.60 EUR

Close (prev. day) 15.70 EUR

VWAP 27.20 EUR

Volume (pcs) 0

Trading volume 0.00

Number of trades 1

Last size 0

Futures and Options









Related Futures -

Related Options -



Information about previous performance does not guarantee future performance.
Source: FactSet

Recent research

on sector			
Date		Headline	Download
2024/07/09		Aktienempfehlungen Österreich	
2024/06/24		Aktienempfehlungen Österreich	
2024/06/21		Global Equity Ratings	
2024/06/21		Aktienempfehlungen Global	
2024/06/14		Equity Weekly	

Details

2024/07/09 08:05:01

Price

15.60 EUR

Difference ▼ -0.64% (-0.10)

General attributes

ISIN US98887Q1040

Symbol ZLAB

Exchange Munich

Currency EUR

Sector Chemical / Pharmaceutical / Health

Security type Stock

Market cap (m) 1,515 EUR

Benchmark MSCI WORLD INDEX (STRD, UHD)

Market data

Bid (Bid size) 15.40 EUR (500)

Ask (Ask size) 15.80 EUR (500)

Open 15.60 EUR

High 15.60 EUR

Low 15.60 EUR

Close (prev. day) 15.70 EUR

VWAP 27.20 EUR

Volume (pcs) 0

Trading volume 0.00

Number of trades 1

Last size 0

Performance and Risk

	6m	1y	3y
Perf (%)	-34.58%	-41.42%	-88.87%
Perf (abs.)	-8.30	-11.10	-125.30
Beta	1.58	1.78	1.68
Volatility	45.54	45.58	66.98

5y



Information about previous performance does not guarantee future performance.

Source: FactSet

Price data

Ø price 5 days Ø volume 5 days (pcs.)	16.02 EUR (0)
Ø price 30 days Ø volume 30 days (pcs.)	17.10 EUR (0)
Ø price 100 days Ø volume 100 days (pcs.)	16.86 EUR (0)
Ø price 250 days Ø volume 250 days (pcs.)	21.03 EUR (5)
YTD High date	24.40 EUR (2024/01/02)
YTD Low date	13.10 EUR (2024/04/18)
52 Weeks High date	28.20 EUR (2023/07/28)
52 Weeks Low date	13.10 EUR (2024/04/18)

Arbitrage views

Exchange	Date	Time	Price	Trading volume (mio.)	Number of trades
Tradegate	2024/07/09	10:27	15.50 EUR	0.02	5
Stuttgart	2024/07/09	08:01	15.60 EUR	0.00	1
Nasdaq	2024/07/08	22:00	16.97 USD	4.72	4,495
Munich	2024/07/09	08:05	15.60 EUR	0.00	1
Frankfurt	2024/07/09	11:29	15.20 EUR	0.00	2
Duesseldorf	2024/07/09	09:30	15.60 EUR	0.00	2
Berlin	2024/07/09	08:05	15.30 EUR	0.00	1

Company profile

Company Logo



Company Profile

-

Contact Details

ZAI LAB

--

Telefon: -

Fax: -

E-mail: -