

CASIO COMPUTER CORP LTD.

ISIN: JP3209000003 WKN: 6952

Overview

2024/09/13 08:00:00

Price
1,139.00 JPYDifference  -1.51% (-17.50)

General attributes

ISIN	JP3209000003
Symbol	6952
Exchange	Tokyo Stock Exchange
Currency	JPY
Sector	Technology
Security type	Stock
Market cap (m)	1,728 EUR
Benchmark	NIKKEI 225

Market data

Bid (Bid size)	1,139.00 JPY (1,500)
Ask (Ask size)	1,142.00 JPY (1,000)
Open	1,149.00 JPY
High	1,154.00 JPY
Low	1,139.00 JPY
Close (prev. day)	1,156.50 JPY
VWAP	1,145.5242 JPY
Volume (pcs)	901,900
Trading volume	10,331,482.50
Number of trades	1,199
Last size	130,300

Futures and Options




Related Futures	-
Related Options	-

5y



Information about previous performance does not guarantee future performance.
Source: FactSet

Recent research

on sector		on market	
Date		Headline	Download
2024/09/11		Global Equity Ratings	
2024/09/11		Aktienempfehlungen Global	
2024/09/09		Aktienempfehlungen Österreich	
2024/09/06		Equity Weekly	
2024/09/05		Global Equity Ratings	

Details

2024/09/13 08:00:00

Price

1,139.00 JPY

Difference ▼ -1.51% (-17.50)

General attributes

ISIN	JP3209000003
Symbol	6952
Exchange	Tokyo Stock Exchange
Currency	JPY
Sector	Technology
Security type	Stock
Market cap (m)	1,728 EUR
Benchmark	NIKKEI 225

Market data

Bid (Bid size)	1,139.00 JPY (1,500)
Ask (Ask size)	1,142.00 JPY (1,000)
Open	1,149.00 JPY
High	1,154.00 JPY
Low	1,139.00 JPY
Close (prev. day)	1,156.50 JPY
VWAP	1,145.5242 JPY
Volume (pcs)	901,900
Trading volume	10,331,482.50
Number of trades	1,199
Last size	130,300

Performance and Risk

	6m	1y	3y
Perf (%)	-4.53%	-9.89%	-38.99%
Perf (abs.)	-54.00	-125.00	-728.00
Beta	-	-	-
Volatility	29.10	24.93	26.84

5y



Information about previous performance does not guarantee future performance.

Source: FactSet

Price data

Ø price 5 days Ø volume 5 days (pcs.)	1,152.10 JPY (755,160)
Ø price 30 days Ø volume 30 days (pcs.)	1,148.35 JPY (1,001,110)
Ø price 100 days Ø volume 100 days (pcs.)	1,195.28 JPY (1,003,938)
Ø price 250 days Ø volume 250 days (pcs.)	1,226.03 JPY (1,109,577)
YTD High date	1,379.00 JPY (2024/04/10)
YTD Low date	1,056.50 JPY (2024/08/05)
52 Weeks High date	1,379.00 JPY (2024/04/10)
52 Weeks Low date	1,056.50 JPY (2024/08/05)

All listings for CASIO COMPUTER CORP LTD.

Exchange	Date	Time	Price	Trading volume (mio.)	Number of trades
Tradegate	2024/09/13	22:02	7.29 EUR	0.00	1
Tokyo Stock Exchange	2024/09/13	08:00	1,139.00 JPY	10.33	1,199
Stuttgart	2024/09/13	08:02	7.215 EUR	0.00	3
Munich	2024/09/13	08:07	7.315 EUR	0.00	1
Hanover	2024/09/13	17:25	7.225 EUR	0.00	4

	13					
Frankfurt	2024/09/ 13	08:06	7.27 EUR	0.00	2	
FINRA other OTC Issues	2024/08/ 19	15:30	8.00 USD	0.01	1	
Duesseldorf	2024/09/ 13	19:31	7.18 EUR	0.00	7	
Berlin	2024/09/ 13	08:07	7.25 EUR	0.00	3	

Company profile

Company Logo

CASIO

Company Profile

-

Contact Details

CASIO COMPUTER

--

1-6-2, Honmachi, Shibuya-ku - 151-8543
Tokyo

Telefon: 03-5334-4111

Fax: 03-5334-4669

E-mail: -