

SILVER VIPER MINERALS CORP.

ISIN: CA8283341029 WKN: -

Overview

2024/07/26 16:51:04

Price
0.0505 USDDifference  -0.30% (-0.00)

General attributes

ISIN	CA8283341029
Symbol	VIPR
Exchange	FINRA other OTC Issues
Currency	USD
Sector	Energy / Commodities
Security type	Stock
Market cap (m)	9 EUR
Benchmark	S&P/TSX 60 INDEX

Market data

Bid (Bid size)	-
Ask (Ask size)	-
Open	0.0513 USD
High	0.0531 USD
Low	0.0505 USD
Close (prev. day)	0.0507 USD
VWAP	0.051462 USD
Volume (pcs)	126,600
Trading volume	6,515.15
Number of trades	11
Last size	1,000

Futures and Options







Related Futures	-
Related Options	-

5y



Information about previous performance does not guarantee future performance.
Source: FactSet

Recent research

on sector			
Date		Headline	Download
2024/07/26		Equity Weekly	
2024/07/24		Global Equity Ratings	
2024/07/24		Aktienempfehlungen Global	
2024/07/15		Aktienempfehlungen Global	
2024/07/12		Equity Weekly	

Details

2024/07/26 16:51:04

Price
0.0505 USD

Difference 📉 -0.30% (-0.00)

General attributes

ISIN	CA8283341029
Symbol	VIPR
Exchange	FINRA other OTC Issues
Currency	USD
Sector	Energy / Commodities
Security type	Stock
Market cap (m)	9 EUR
Benchmark	S&P/TSX 60 INDEX

Market data

Bid (Bid size)	-
Ask (Ask size)	-
Open	0.0513 USD
High	0.0531 USD
Low	0.0505 USD
Close (prev. day)	0.0507 USD
VWAP	0.051462 USD
Volume (pcs)	126,600
Trading volume	6,515.15
Number of trades	11
Last size	1,000

Performance and Risk

	6m	1y	3y
Perf (%)	-15.83%	-40.08%	-87.93%
Perf (abs.)	-0.01	-0.03	-0.37
Beta	-0.39	0.05	1.45
Volatility	105.41	95.95	104.11

5y



Information about previous performance does not guarantee future performance.
Source: FactSet

Price data

Ø price 5 days Ø volume 5 days (pcs.)	0.0499 USD (88,101)
Ø price 30 days Ø volume 30 days (pcs.)	0.0521 USD (83,859)
Ø price 100 days Ø volume 100 days (pcs.)	0.0600 USD (139,169)
Ø price 250 days Ø volume 250 days (pcs.)	0.0653 USD (121,531)
YTD High date	0.1100 USD (2024/04/04)
YTD Low date	0.0424 USD (2024/07/05)
52 Weeks High date	0.1100 USD (2024/04/04)
52 Weeks Low date	0.0424 USD (2024/07/05)

All listings for SILVER VIPER MINERALS CORP.

Exchange	Date	Time	Price	Trading volume (mio.)	Number of trades
TSX Venture Exchange	2024/07/26	16:52	0.07 CAD	0.02	7
Stuttgart	2024/07/26	14:44	0.044 EUR	0.00	3
Munich	2024/07/26	08:02	0.041 EUR	0.00	1
Frankfurt	2024/07/26	08:10	0.0005 EUR	0.00	2
FINRA other OTC	2024/07/26	16:51	0.0505 USD	0.01	11

Issues	26					
Duesseldorf	2024/07/26	19:32	0.0435	EUR	0.00	5
Berlin	2024/07/26	20:22	0.047	EUR	0.00	13

Company profile

Company Logo



Company Profile

-

Contact Details

SILVER VIPER MINERALS

--

Telefon: -

Fax: -

E-mail: -