

# BLUESTONE RESOURCES INC.

ISIN: **CA09626M3049** WKN: -

## Overview

2024/07/26 08:05:14

**Price**  
0.208 EUR

**Difference**  7.22% (0.01)

### General attributes

ISIN	CA09626M3049
Symbol	BSR
Exchange	Frankfurt
Currency	EUR
Sector	Energy / Commodities
Security type	Stock
Market cap (m)	31 EUR
Benchmark	S&P/TSX 60 INDEX

### Market data

Bid (Bid size)	-
Ask (Ask size)	-
Open	0.208 EUR
High	0.208 EUR
Low	0.208 EUR
Close (prev. day)	0.194 EUR
VWAP	0.23208 EUR
Volume (pcs)	0
Trading volume	0.00
Number of trades	2
Last size	0

### Futures and Options








Related Futures	-
Related Options	-

5y



Information about previous performance does not guarantee future performance.  
Source: FactSet

### Recent research

on sector		
Date	Headline	Download
2024/07/26	 Equity Weekly	
2024/07/24	 Global Equity Ratings	
2024/07/24	 Aktienempfehlungen Global	
2024/07/15	 Aktienempfehlungen Global	
2024/07/12	 Equity Weekly	

## Details

2024/07/26 08:05:14

## Price

0.208 EUR

Difference ▲ 7.22% (0.01)

## General attributes

ISIN	CA09626M3049
Symbol	BSR
Exchange	Frankfurt
Currency	EUR
Sector	Energy / Commodities
Security type	Stock
Market cap (m)	31 EUR
Benchmark	S&P/TSX 60 INDEX

## Market data

Bid (Bid size)	-
Ask (Ask size)	-
Open	0.208 EUR
High	0.208 EUR
Low	0.208 EUR
Close (prev. day)	0.194 EUR
VWAP	0.23208 EUR
Volume (pcs)	0
Trading volume	0.00
Number of trades	2
Last size	0

## Performance and Risk

	6m	1y	3y
Perf (%)	-38.10%	-0.95%	-80.27%
Perf (abs.)	-0.13	+0.00	-0.85
Beta	0.52	0.83	1.11
Volatility	153.90	147.29	105.75

5y



Information about previous performance does not guarantee future performance.  
Source: FactSet

## Price data

Ø price 5 days   Ø volume 5 days (pcs.)	0.197 EUR (0)
Ø price 30 days   Ø volume 30 days (pcs.)	0.204 EUR (1,650)
Ø price 100 days   Ø volume 100 days (pcs.)	0.289 EUR (1,211)
Ø price 250 days   Ø volume 250 days (pcs.)	0.224 EUR (601)
YTD High   date	0.498 EUR (2024/05/17)
YTD Low   date	0.134 EUR (2024/01/02)
52 Weeks High   date	0.498 EUR (2024/05/17)
52 Weeks Low   date	0.108 EUR (2023/11/16)

## All listings for BLUESTONE RESOURCES INC.

Exchange <span>⊕</span>	Date	Time	Price	Trading volume (mio.)	Number of trades
Tradegate	2024/07/26	22:02	0.212 EUR	0.00	1
TSX Venture Exchange	2024/07/26	21:49	0.305 CAD	0.00	6
Stuttgart	2024/07/26	14:44	0.208 EUR	0.00	5
Frankfurt	2024/07/26	08:05	0.208 EUR	0.00	2
FINRA other OTC	2024/07/26	20:54	0.2452 USD	0.01	15

Issues	26					
Berlin	2024/07/26	20:48	0.214	EUR	0.00	20

## Company profile

### Company Logo



### Company Profile

-

### Contact Details

BLUESTONE RESOURCES

--

----

Telefon: -

Fax: -

E-mail: -