

WSP GLOBAL INC.

ISIN: CA92938W2022 WKN: -

Overview

2024/07/12 19:59:56

Price

162.5101 USD

Difference  1.88% (3.00)

General attributes

ISIN CA92938W2022

Symbol WSP

Exchange FINRA other OTC Issues

Currency USD

Sector Chemical / Pharmaceutical / Health

Security type Stock

Market cap (m) 18,518 EUR

Benchmark S&P/TSX 60 INDEX

Market data

Bid (Bid size) -

Ask (Ask size) -

Open 162.5101 USD

High 162.5101 USD

Low 162.5101 USD

Close (prev. day) 159.5058 USD

VWAP 162.5101 USD

Volume (pcs) 5,575

Trading volume 902,861.20

Number of trades 2

Last size 370

Futures and Options

Related Futures -

Related Options -

5y






Information about previous performance does not guarantee future performance.

Source: FactSet

Recent research

on sector

Date		Headline	Download
2024/07/12		Global Equity Ratings	
2024/07/12		Aktienempfehlungen Global	
2024/07/09		Aktienempfehlungen Österreich	
2024/06/24		Aktienempfehlungen Österreich	
2024/06/21		Global Equity Ratings	

Details

2024/07/12 19:59:56

Price

162.5101 USD

Difference ▲ 1.88% (3.00)

General attributes

ISIN	CA92938W2022
Symbol	WSP
Exchange	FINRA other OTC Issues
Currency	USD
Sector	Chemical / Pharmaceutical / Health
Security type	Stock
Market cap (m)	18,518 EUR
Benchmark	S&P/TSX 60 INDEX

Market data

Bid (Bid size)	-
Ask (Ask size)	-
Open	162.5101 USD
High	162.5101 USD
Low	162.5101 USD
Close (prev. day)	159.5058 USD
VWAP	162.5101 USD
Volume (pcs)	5,575
Trading volume	902,861.20
Number of trades	2
Last size	370

Performance and Risk

	6m	1y	3y
Perf (%)	-	-	+34.28%
Perf (abs.)	-	-	+41.49
Beta	1.05	0.95	0.93
Volatility	9.56	8.06	18.45

5y



Information about previous performance does not guarantee future performance.

Source: FactSet

Price data

Ø price 5 days Ø volume 5 days (pcs.)	161.0080 USD (2,915)
Ø price 30 days Ø volume 30 days (pcs.)	154.4038 USD (2,963)
Ø price 100 days Ø volume 100 days (pcs.)	157.5576 USD (4,153)
Ø price 250 days Ø volume 250 days (pcs.)	148.1206 USD (3,212)
YTD High date	170.0000 USD (2024/03/27)
YTD Low date	136.2300 USD (2024/01/03)
52 Weeks High date	170.0000 USD (2024/03/27)
52 Weeks Low date	129.0100 USD (2023/10/26)

Arbitrage views

Exchange ⊕	Date	Time	Price	Trading volume (mio.)	Number of trades
Toronto Stock Exchange	2024/07/12	22:00	220.77 CAD	34.80	1,134
Munich	2024/07/12	08:02	149.00 EUR	0.00	1
Hanover	2024/07/12	08:00	146.00 EUR	0.00	1
Frankfurt	2024/07/12	11:29	146.00 EUR	0.00	2
FINRA other OTC	2024/07/12	19:59	162.5101 USD	0.90	2

Issues	12					
Duesseldorf	2024/07/ 12	19:31	147.00 EUR	0.00		6

Company profile

Company Logo



Contact Details

WSP GLOBAL INC.

--

4th Floor, Cote-des-Neiges Road 5858 H3S
1Z1 Montreal, QC

Telefon: +1 514 340 0046

Fax: +1 514 340 1337

E-mail: invrel@genivar.com

Company Profile

-

Members of Management Board

Alexandre L'Heureux	Chairman of Managing Board
Alain Michaud	Member of Executive Committee

Board of directors

Christopher Cole	Chairman of Supervisory Board
Birgit Wøidemann Nørgaard	Member of Supervisory Board
Claude Tessier	Member of Supervisory Board
Linda Smith-Galipeau	Member of Supervisory Board
Louis-Philippe Carrière	Member of Supervisory Board
Macky Tall	Member of Supervisory Board
Paul Raymond	Member of Supervisory Board
Pierre Shoiry	Member of Supervisory Board
Suzanne Rancourt	Member of Supervisory Board