

HELLENIQ ENERGY HOLDINGS SA

ISIN: **GRS298343005** WKN: -

Overview

2024/08/09 22:02:10

Price

7.045 EUR

Difference  -0.07% (-0.01)

General attributes

ISIN	GRS298343005
Symbol	ELPE
Exchange	Tradegate
Currency	EUR
Sector	Utilities
Security type	Stock
Market cap (m)	2,158 EUR
Benchmark	GREECE

Market data

Bid (Bid size)	6.995 EUR (444)
Ask (Ask size)	7.09 EUR (437)
Open	7.045 EUR
High	7.045 EUR
Low	7.045 EUR
Close (prev. day)	7.05 EUR
VWAP	6.9757 EUR
Volume (pcs)	-
Trading volume	-
Number of trades	1
Last size	-

Futures and Options






Related Futures	-
Related Options	-

5y



Information about previous performance does not guarantee future performance.
Source: FactSet

Recent research

on sector	on market		
Date	Headline		Download
2024/07/29	 Aktienempfehlungen Österreich		
2024/07/26	 Equity Weekly		
2024/07/24	 Global Equity Ratings		
2024/07/24	 Aktienempfehlungen Global		
2024/07/15	 Aktienempfehlungen Global		

Details

2024/08/09 22:02:10

Price

7.045 EUR

Difference ▼ -0.07% (-0.01)

General attributes

ISIN	GRS298343005
Symbol	ELPE
Exchange	Tradegate
Currency	EUR
Sector	Utilities
Security type	Stock
Market cap (m)	2,158 EUR
Benchmark	GREECE

Market data

Bid (Bid size)	6.995 EUR (444)
Ask (Ask size)	7.09 EUR (437)
Open	7.045 EUR
High	7.045 EUR
Low	7.045 EUR
Close (prev. day)	7.05 EUR
VWAP	6.9757 EUR
Volume (pcs)	-
Trading volume	-
Number of trades	1
Last size	-

Performance and Risk

	6m	1y	3y
Perf (%)	-7.36%	-14.96%	+25.89%
Perf (abs.)	-0.56	-1.24	+1.45
Beta	0.85	0.83	0.82
Volatility	23.31	24.06	26.76

5y



Information about previous performance does not guarantee future performance.
Source: FactSet

Price data

Ø price 5 days Ø volume 5 days (pcs.)	7.045 EUR (1,107)
Ø price 30 days Ø volume 30 days (pcs.)	7.547 EUR (524)
Ø price 100 days Ø volume 100 days (pcs.)	8.078 EUR (385)
Ø price 250 days Ø volume 250 days (pcs.)	7.736 EUR (364)
YTD High date	8.765 EUR (2024/05/15)
YTD Low date	6.855 EUR (2024/08/05)
52 Weeks High date	8.765 EUR (2024/05/15)
52 Weeks Low date	6.510 EUR (2023/10/09)

All listings for HELLENIQ ENERGY HOLDINGS SA

Exchange	Date	Time	Price	Trading volume (mio.)	Number of trades
Tradegate	2024/08/09	22:02	7.045 EUR	0.00	1
Stuttgart	2024/08/09	15:32	6.93 EUR	0.00	9
Munich	2024/08/09	08:11	7.09 EUR	0.00	2
London Stock Exchange	2020/11/20	13:57	5.19 EUR	0.26	1
Frankfurt	2024/08/09	08:22	6.935 EUR	0.00	2

	09					
FINRA other OTC Issues	2024/08/05	20:41	7.4637 USD	0.00		3
Duesseldorf	2024/08/09	08:11	6.955 EUR	0.00		2
Berlin	2024/08/09	21:35	7.04 EUR	0.00		12
Athens Stock Exchange	2024/08/09	16:17	7.06 EUR	0.67		511

Company profile

Company Logo



Company Profile

-

Contact Details

HELLENIQ ENERGY

--

Telefon: -

Fax: -

E-mail: -