

LITHIUM CHILE INC

ISIN: CA53681G1090

WKN: -

Overview

2024/07/26 21:52:32

Price

0.4401 USD

Difference  -4.33% (-0.02)

General attributes

ISIN	CA53681G1090
Symbol	LITH
Exchange	FINRA other OTC Issues
Currency	USD
Sector	Energy / Commodities
Security type	Stock
Market cap (m)	85 EUR
Benchmark	S&P/TSX 60 INDEX

Market data

Bid (Bid size)	-
Ask (Ask size)	-
Open	0.4503 USD
High	0.4566 USD
Low	0.4401 USD
Close (prev. day)	0.46 USD
VWAP	0.45129 USD
Volume (pcs)	42,880
Trading volume	19,351.30
Number of trades	11
Last size	2,500

Futures and Options

Related Futures	-
Related Options	-





5y



Information about previous performance does not guarantee future performance.

Source: FactSet

Recent research

on sector		
Date	Headline	Download
2024/07/26	 Equity Weekly	
2024/07/24	 Global Equity Ratings	
2024/07/24	 Aktienempfehlungen Global	
2024/07/15	 Aktienempfehlungen Global	
2024/07/12	 Equity Weekly	

Details

2024/07/26 21:52:32

Price

0.4401 USD

Difference ▼ -4.33% (-0.02)

General attributes

ISIN	CA53681G1090
Symbol	LITH
Exchange	FINRA other OTC Issues
Currency	USD
Sector	Energy / Commodities
Security type	Stock
Market cap (m)	85 EUR
Benchmark	S&P/TSX 60 INDEX

Market data

Bid (Bid size)	-
Ask (Ask size)	-
Open	0.4503 USD
High	0.4566 USD
Low	0.4401 USD
Close (prev. day)	0.46 USD
VWAP	0.45129 USD
Volume (pcs)	42,880
Trading volume	19,351.30
Number of trades	11
Last size	2,500

Performance and Risk

	6m	1y	3y
Perf (%)	+14.76%	-25.05%	+91.02%
Perf (abs.)	+0.06	-0.15	+0.21
Beta	0.67	0.76	1.19
Volatility	59.09	60.87	74.97

5y



Information about previous performance does not guarantee future performance.
Source: FactSet

Price data

Ø price 5 days Ø volume 5 days (pcs.)	0.4666 USD (16,959)
Ø price 30 days Ø volume 30 days (pcs.)	0.5015 USD (23,765)
Ø price 100 days Ø volume 100 days (pcs.)	0.5448 USD (34,878)
Ø price 250 days Ø volume 250 days (pcs.)	0.4993 USD (31,463)
YTD High date	0.6403 USD (2024/03/22)
YTD Low date	0.3459 USD (2024/01/22)
52 Weeks High date	0.6403 USD (2024/03/22)
52 Weeks Low date	0.3459 USD (2024/01/22)

All listings for LITHIUM CHILE INC

Exchange	Date	Time	Price	Trading volume (mio.)	Number of trades
Tradegate	2024/07/26	22:26	0.412 EUR	0.00	1
TSX Venture Exchange	2024/07/26	21:59	0.62 CAD	0.04	19
Stuttgart	2024/07/26	14:44	0.41 EUR	0.00	5
Munich	2024/07/26	08:00	0.41 EUR	0.00	2
Frankfurt	2024/07/26	08:05	0.411 EUR	0.00	1

	26					
FINRA other OTC Issues	2024/07/ 26	21:52	0.4401 USD	0.02		11
Duesseldorf	2024/07/ 26	19:32	0.412 EUR	0.00		7
Berlin	2024/07/ 26	20:48	0.426 EUR	0.00		20

Company profile

Company Logo



Company Profile

-

Contact Details

LITHIUM CHILE INC.

--

Telefon: -

Fax: -

E-mail: -