

DERMAPHARM HOLDING SE

ISIN: DE000A2GS5D8 WKN: A2GS5D

Overview

2024/08/09 18:15:05

Price

35.05 EUR

Difference  -1.82% (-0.65)

General attributes

ISIN DE000A2GS5D8

Symbol DMP

Exchange Stuttgart

Currency EUR

Sector Chemical / Pharmaceutical / Health

Security type Stock

Market cap (m) 1,887 EUR

Benchmark GERMANY DAX

Market data

Bid (Bid size) 35.05 EUR (150)

Ask (Ask size) 35.25 EUR (150)

Open 35.75 EUR

High 35.90 EUR

Low 35.00 EUR

Close (prev. day) 35.70 EUR

VWAP -

Volume (pcs) 45

Trading volume 1,606.50

Number of trades 45

Last size 0

Futures and Options

Related Futures -

Related Options 541






5y



Information about previous performance does not guarantee future performance.

Source: FactSet

Recent research

on sector		on market	
Date		Headline	Download
2024/08/09		Equity Weekly	
2024/07/29		Aktienempfehlungen Österreich	
2024/07/24		Global Equity Ratings	
2024/07/24		Aktienempfehlungen Global	
2024/07/15		Aktienempfehlungen Global	

Details

2024/08/09 18:15:05

Price

35.05 EUR

Difference ▼ -1.82% (-0.65)

General attributes

ISIN	DE000A2GS5D8
Symbol	DMP
Exchange	Stuttgart
Currency	EUR
Sector	Chemical / Pharmaceutical / Health
Security type	Stock
Market cap (m)	1,887 EUR
Benchmark	GERMANY DAX

Market data

Bid (Bid size)	35.05 EUR (150)
Ask (Ask size)	35.25 EUR (150)
Open	35.75 EUR
High	35.90 EUR
Low	35.00 EUR
Close (prev. day)	35.70 EUR
VWAP	-
Volume (pcs)	45
Trading volume	1,606.50
Number of trades	45
Last size	0

Performance and Risk

	6m	1y	3y
Perf (%)	-8.84%	-16.20%	-48.19%
Perf (abs.)	-3.46	-6.90	-33.20
Beta	0.69	0.75	0.81
Volatility	29.39	29.05	33.97

5y



Information about previous performance does not guarantee future performance.
Source: FactSet

Price data

Ø price 5 days Ø volume 5 days (pcs.)	34.90 EUR (579)
Ø price 30 days Ø volume 30 days (pcs.)	35.49 EUR (411)
Ø price 100 days Ø volume 100 days (pcs.)	34.92 EUR (570)
Ø price 250 days Ø volume 250 days (pcs.)	37.95 EUR (477)
YTD High date	43.24 EUR (2024/01/02)
YTD Low date	31.05 EUR (2024/04/25)
52 Weeks High date	49.36 EUR (2023/08/24)
52 Weeks Low date	31.05 EUR (2024/04/25)

All listings for DERMAPHARM HOLDING SE

Exchange	Date	Time	Price	Trading volume (mio.)	Number of trades
Xetra	2024/08/09	17:35	35.05 EUR	0.34	122
Tradegate	2024/08/09	17:28	35.30 EUR	0.04	17
Stuttgart	2024/08/09	18:15	35.05 EUR	0.00	45
Munich	2024/08/09	08:02	35.85 EUR	0.00	1

London Stock Exchange European Trade Reporting	2024/ 08/09	17:30	35.75 EUR	0.00	2
Hanover	2024/ 08/09	08:16	35.90 EUR	0.00	1
Hamburg	2024/ 08/09	08:16	35.90 EUR	0.00	1
Frankfurt	2024/ 08/09	16:16	35.40 EUR	0.01	2
FINRA other OTC Issues	2022/ 11/29	21:05	42.6840 USD	0.02	1
Duesseldorf	2024/ 08/09	16:31	35.10 EUR	0.00	4
Berlin	2024/ 08/09	17:55	35.00 EUR	0.00	13

Company profile

Company Logo

Dermapharm Holding SE



Contact Details

DERMAPHARM HOLDING SE

--

Lil-Dagover-Ring 7 - 82031 Grunwald

Telefon: +49-89-641860

Fax: +49-89-64186130

E-mail: -

Company Profile

-

Members of Management Board

Hans-Georg Feldmeier	Chairman of Managing Board
Andreas Eberhorn	Member of Executive Committee
Christof Dreibholz	Member of Executive Committee

Board of directors

Wilhelm Beier	Chairman of Supervisory Board
Erwin Kern	Member of Supervisory Board
Lothar Maximilian Lanz	Member of Supervisory Board