

## RELX PLC

ISIN: GB00B2B0DG97

WKN: B2B0DG9

## Overview

2024/10/18 16:30:40

Price

43.80 EUR

Difference  -2.14% (-0.96)

## General attributes

ISIN GB00B2B0DG97

Symbol REL

Exchange Frankfurt

Currency EUR

Sector Media / Entertainment / Recreation

Security type Stock

Market cap (m) 82,147 EUR

Benchmark FTSE 100

## Market data

Bid (Bid size) -

Ask (Ask size) -

Open 44.20 EUR

High 44.20 EUR

Low 43.80 EUR

Close (prev. day) 44.76 EUR

VWAP 43.80 EUR

Volume (pcs) 661

Trading volume 28,951.80

Number of trades 1

Last size 661

## Futures and Options

Related Futures 28

Related Options -

5y









Information about previous performance does not guarantee future performance.

Source: FactSet

## Recent research

on sector

Date	Headline	Download
2024/10/14	 Aktienempfehlungen Österreich	
2024/09/27	 Global Equity Ratings	
2024/09/27	 Aktienempfehlungen Global	
2024/09/23	 Aktienempfehlungen Österreich	
2024/09/11	 Global Equity Ratings	

## Details

2024/10/18 16:30:40

## Price

43.80 EUR

Difference ▼ -2.14% (-0.96)

## General attributes

ISIN	GB00B2B0DG97
Symbol	REL
Exchange	Frankfurt
Currency	EUR
Sector	Media / Entertainment / Recreation
Security type	Stock
Market cap (m)	82,147 EUR
Benchmark	FTSE 100

## Market data

Bid (Bid size)	-
Ask (Ask size)	-
Open	44.20 EUR
High	44.20 EUR
Low	43.80 EUR
Close (prev. day)	44.76 EUR
VWAP	43.80 EUR
Volume (pcs)	661
Trading volume	28,951.80
Number of trades	1
Last size	661

## Performance and Risk

	6m	1y	3y
Perf (%)	+13.00%	+32.01%	+69.31%
Perf (abs.)	+5.04	+10.62	+17.93
Beta	0.72	0.62	0.65
Volatility	20.30	18.91	19.94

5y



Information about previous performance does not guarantee future performance.  
Source: FactSet

## Price data

Ø price 5 days   Ø volume 5 days (pcs.)	44.14 EUR (197)
Ø price 30 days   Ø volume 30 days (pcs.)	42.92 EUR (114)
Ø price 100 days   Ø volume 100 days (pcs.)	42.22 EUR (149)
Ø price 250 days   Ø volume 250 days (pcs.)	39.55 EUR (118)
YTD High   date	44.96 EUR (2024/10/17)
YTD Low   date	35.21 EUR (2024/01/02)
52 Weeks High   date	44.96 EUR (2024/10/17)
52 Weeks Low   date	32.26 EUR (2023/10/20)

## All listings for RELX PLC

Exchange	Date	Time	Price	Trading volume (mio.)	Number of trades
Xetra	2024/10/18	17:35	44.28 EUR	0.14	59
Tradegate	2024/10/18	22:26	44.38 EUR	0.04	5
Stuttgart	2024/10/18	16:12	43.98 EUR	0.00	9
Munich	2024/10/18	08:05	44.80 EUR	0.00	2
London Stock	2024/10/18	17:35	3,679.00 GBp	7,720.74	4,667

Exchange	18					
Hanover	2024/10/18	17:25	43.92 EUR	0.00		4
Hamburg	2024/10/18	17:25	43.92 EUR	0.00		4
Frankfurt	2024/10/18	16:30	43.80 EUR	0.03		1
FINRA other OTC Issues	2024/10/18	21:52	48.45 USD	0.08		22
Euronext Amsterdam	2024/10/18	17:39	44.36 EUR	53.29		3,160
Duesseldorf	2024/10/18	19:31	44.12 EUR	0.00		7
Berlin	2024/10/18	08:05	44.80 EUR	0.00		2

## Company profile

### Company Logo



### Contact Details

RELX PLC

--

1-3 Strand - WC2N 5JR London

Telefon: +44-20-7166-5500

Fax: +

E-mail: london@relx.com

### Company Profile

-

#### Members of Management Board

Erik Engstrom	Chairman of Managing Board
Nicholas Luff	Member of Executive Committee

#### Board of directors

Paul Walker	Chairman of Supervisory Board
Alistair Cox	Member of Supervisory Board
Andrew Sukawaty	Member of Supervisory Board
Bianca Tetteroo	Member of Supervisory Board
Charlotte Hogg	Member of Supervisory Board
June Yee Felix	Member of Supervisory Board
Nicholas Luff	Member of Supervisory Board
Robert MacLeod	Member of Supervisory Board
Suzanne Wood	Member of Supervisory Board