

## MCH GROUP AG CHF1

ISIN: CH0039542854 WKN: 3954285

## Overview

2023/11/16 09:09:51

Price  
4.742 CHFDifference ▼ -68.39% (-10.26)

## General attributes

ISIN	CH0039542854
Symbol	MCHN
Exchange	London Stock Exchange
Currency	CHF
Sector	Other
Security type	Stock
Market cap (m)	128 EUR
Benchmark	SWISS MARKET INDEX

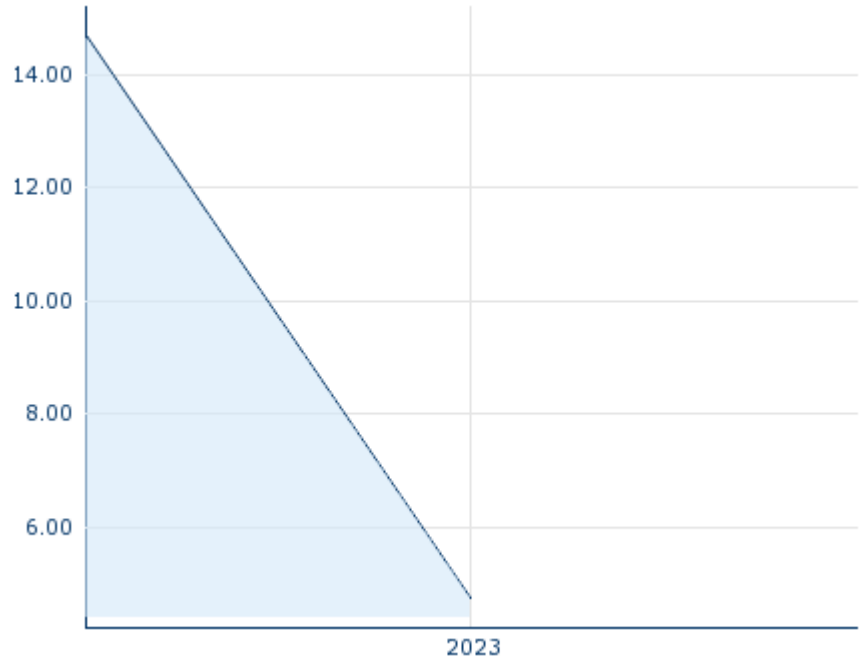
## Market data

Bid (Bid size)	-
Ask (Ask size)	-
Open	4.742 CHF
High	4.742 CHF
Low	4.742 CHF
Close (prev. day)	15.00 CHF
VWAP	4.742 CHF
Volume (pcs)	2,000
Trading volume	9,484.00
Number of trades	1
Last size	2,000

## Futures and Options

Related Futures	-
Related Options	-

5y



Information about previous performance does not guarantee future performance.  
Source: FactSet

## Recent research

on sector		on market		
Date		Headline		Download
2024/07/15		Aktienempfehlungen Global		
2024/07/12		Global Equity Ratings		
2024/07/09		Aktienempfehlungen Österreich		
2024/07/05		Equity Weekly		
2024/06/24		Aktienempfehlungen Österreich		

## Details

2023/11/16 09:09:51

## Price

4.742 CHF

Difference 📉 -68.39% (-10.26)

## General attributes

ISIN	CH0039542854
Symbol	MCHN
Exchange	London Stock Exchange
Currency	CHF
Sector	Other
Security type	Stock
Market cap (m)	128 EUR
Benchmark	SWISS MARKET INDEX

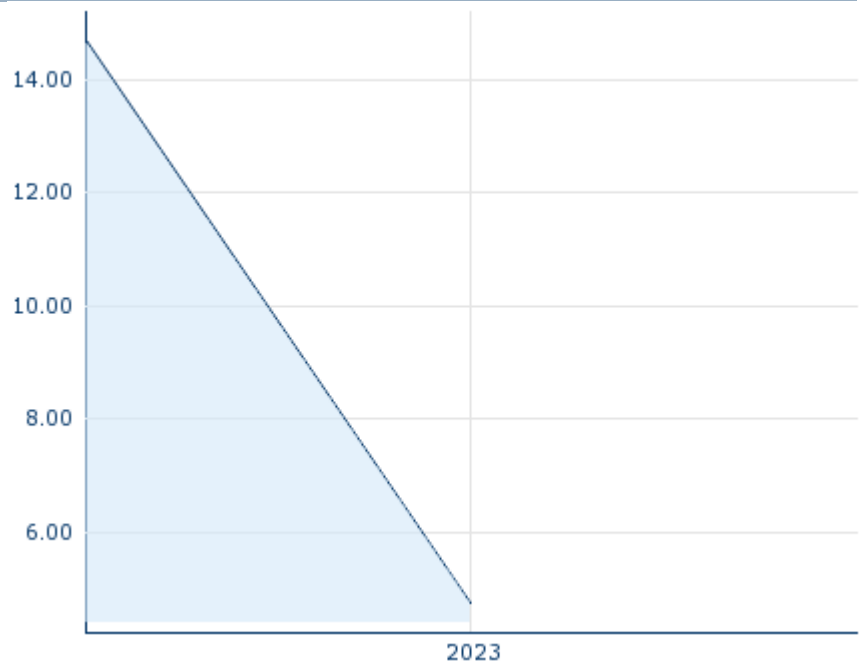
## Market data

Bid (Bid size)	-
Ask (Ask size)	-
Open	4.742 CHF
High	4.742 CHF
Low	4.742 CHF
Close (prev. day)	15.00 CHF
VWAP	4.742 CHF
Volume (pcs)	2,000
Trading volume	9,484.00
Number of trades	1
Last size	2,000

## Performance and Risk

	6m	1y	3y
Perf (%)	-	-	-
Perf (abs.)	-	-	-
Beta	0.01	-0.02	0.45
Volatility	-	-	-

5y



Information about previous performance does not guarantee future performance.  
Source: FactSet

## Price data

Ø price 5 days   Ø volume 5 days (pcs.)	- CHF (-)
Ø price 30 days   Ø volume 30 days (pcs.)	- CHF (-)
Ø price 100 days   Ø volume 100 days (pcs.)	- CHF (-)
Ø price 250 days   Ø volume 250 days (pcs.)	- CHF (-)
YTD High   date	- CHF (-)
YTD Low   date	- CHF (-)
52 Weeks High   date	- CHF (-)
52 Weeks Low   date	- CHF (-)


## Arbitrage views

Exchange	Date	Time	Price	Trading volume (mio.)	Number of trades
Stuttgart	2019/06/28	16:04	20.50 EUR	0.00	8
SIX Swiss Exchange	2024/07/17	13:33	4.25 CHF	0.01	15
London Stock Exchange	2023/11/16	09:09	4.742 CHF	0.01	1
Frankfurt	2019/06/28	09:05	18.2818 EUR	0.00	1
Berlin	2019/06/28	17:15	17.9368 EUR	0.00	12



## Company profile

### Company Logo



### Contact Details

MCH GROUP AG

--

Messeplatz 10 - 4005 Basel

Telefon: +41-58-200-20-20

Fax: +

E-mail: [info@mch-group.com](mailto:info@mch-group.com)

### Company Profile

-

#### Members of Management Board

Florian Faber Chairman of Managing Board

Eleonora Gennari Member of Executive Committee

#### Board of directors

Dagmar Maria Kamber Borens Member of the administrative board

James Murdoch Member of the administrative board

Jeffrey Palker Member of the administrative board

Marco Gadola Member of the administrative board

Markus Breitenmoser Member of the administrative board

Raphael Wyniger Member of the administrative board

Andrea Zappia Chairman of the administrative board